ISCB

International Society for Clinical Biostatistics

News

Number 49 | June 2010 | Editor: David W. Warne

Executive Committee 2010

Officers

President: **Norbert Victor** (D)

Vice-President: **Harbajan Chadha-Boreham** (CH)

Treasurer: **Koos Zwinderman** (NL)

Secretary & News Editor: **David W. Warne** (CH)

Members

Webmaster: Ingrid Sofie Harbo (DK)

Lucinda Billingham (UK)

Krisztina Boda (H)

Adriano Decarli (I)

Lutz Edler (D)

KyungMann Kim (USA)

Ulrich Mansmann (D)

Jean-Christophe Thalabard (F)

Giota Touloumi (GR)

Editorial

The 31st ISCB conference, which will take place in Montpellier in France, is approaching and in this News you'll find an introduction to the conference and a draft programme. Please see www.iscb2010.info for the latest details.

For the AGM, written reports from the President, Treasurer and all the Subcommittees will be available before the conference and in Montpellier, and updates will be included in the AGM report in the December News.

Work has been progressing well for future conferences in Ottawa, Bergen, Munich, Vienna and there are ideas for meetings beyond 2014.

Thanks to the contributors to this News: Jean-Pierre Daurès and Christel Castelli, Norbert Victor, Koos Zwinderman, Julia Singer and KyungMann Kim, Emmanuel Lesaffre, Catherine Quantin, Tim Ramsay, Sylvain Larroque and the book reviewers.

WWW and Email Addresses

www: www.iscb.info

Permanent Office: office@ iscb.info

Book Review Editor: **sylvain.larroque**@ merckserono.net

Correspondence Address

ISCB News Editor Home: David W. Warne
Chemin du Petit-Bel-Air 115,
CH-1226 Thônex, Switzerland.
david_w_warne@ bluewin.ch

National Group Representatives, Deputies

Czech Rep.: Zdenek Valenta [valenta@ euromise.cz]
Marek Maly [mmaly@ szu.cz]

Poland: Ewa Kawalec [mxkawale@ cyf-kr.edu.pl]
Piotr Jurkowski [jurkomal@ atr.bydgoszcz.pl]
Walerian Piotrowski [walekpio@ ikard.waw.pl]

Hungary: Jeno Reiczigel [reiczigel.jeno@ gmail.com]
Krisztina Boda [boda@ dmi.u-szeged.hu]

Subcommittee Chairs

Conference Organising:	Harbajan Chadha-Boreham (CH)
Education:	Rumana Omar (UK)
Epidemiology:	Vana Sypsa (GR)
Membership:	Emmanuel Lesaffre (B)
National Groups:	Julia Singer (A)
Regulatory Affairs:	Christoph Gerlinger (D)
Student Conf. Awards:	KyungMann Kim (USA)
Vaccines:	Jos Nauta (NL)

Index

ISCB Membership 2
ISCB President's Mid-Year Message 3
ISCB President's Honorary Doctorate 3
ISCB Treasurer's Mid-Year Report 4
Book Review by Salah Ghabri (F) 6
Elections for the Executive Committee 2011-12: Final Warning! 7
Books for Review by Sylvain Larroque 8
Book Review by Maciej Gorkiewicz (PL) 10
ISCB32 Ottawa 2011: Invitation 11
ISCB Workshop 2009: "Prognostic Modelling": Dijon, France: Report 11
Book Review by Pablo Emilio Verde (D) 12
ISCB31: Montpellier 2010: Invitation 13
ISCB31 Montpellier 2010: Conference Awards for Scientists (CAS) 27
ISCB31 Montpellier 2010: Student Conference Awards (SCA) 27
Book Review by Tiberiu Postelnicu (RO) 28
ISCB31: Montpellier, France: AGM Agenda 29
Book Review by Gaj Vidmar (Slovenia) 29
Book Review by Chris Metcalfe (UK) 30
Book Review by Simon Day (UK) 31
Book Review by Guido Knapp (D) 32
ISCB GENERAL INFORMATION 33
Advertising Rates 33
Society's Aims 33
Changes of Address or Email 33
Information on Submitting Articles 33
ISCB Office & Executive Committee: Contact Details 34
ISCB Membership and Googlegroups Emailing Lists 35
ISCB Subcommittees: Contact Details 36
ISCB Membership Information 38
ISCB Membership Subscription 39
Calendar 40

ISCB Membership

Welcome to the 257 new members who joined ISCB by attending ISCB30 in Prague. Please renew your membership!
If you are attending the Montpellier conference, welcome to ISCB!

		end	end	Dec	Dec	Dec	Dec	Dec	Dec	Dec	Nov	Nov	Dec	Nov	Nov	Nov	Nov	Nov	Dec	May	Nov	Jun
*=host of	Conference	89	92	93	94	95	96	97	98	99	00	01	02	03	04	05	06	07	08	09	09	10
	Total	261	596	715	698	725	702	685	729	818	797	837	825	756	758	620	808	800	921	458	862	437
	# Countries	23	32	32	31	33	34	37	37	41	40	45	41	40	38	39	40	41	42	31	39	32
1.	Poland [NatGrp]		11	11	24	24	30	21	19	26	34	37	41	41	43	40	49	54	62	63	66	67
2.	UK	50	90	176*	120	144	121	128	169*	135	151	153	141	190*	140	109	133	117	114	52	124	46
3.	Hungary [NatGrp]	1	21	17	18	19	25*	27	29	29	33	34	41	48	42	38*	50	44	43	43	44	42
4.	Germany	30	67	75	84	71	78	72	70	186*	90	87	77	61	57	51	73	48	59	31	72	36
5.	USA	18	45	40	39	41	40	79*	66	76	77	89	78	75	57	51	67	62	74	28	67	34
6.	Denmark	4	58*	38	31	30	32	26	35	38	39	36	46	41	37	37	40	34	154*	38	54	33
7.	Czech Rep. [NatGrp]			1	1	1	1	1	1	2	2	1	1	1	1	3	17	36	28	30*	44*	27
8.	France	30	52	62	50	73	67	52	52	49	53	37	93*	31	41	30	57	41	49	13	49	26*
9.	Netherlands	14*	30	38	33	36	29	31	39	35	33	38	39	33	87*	35	44	41	39	20	49	18
10.	Belgium	13	22	27	30	30	32	35	29	25	33	36	33	23	27	24	23	32	33	15	33	18
11.	Switzerland	14	25	22	80*	33	29	24	25	23	18	23	26	22	23	23	55*	28	26	14	28	11
12.	Sweden	23	51	53	54	58	64	51	45	38	44	88*	50	36	34	24	23	19	27	7	19	10
13.	Australia	6	9	11	6	9	8	11	9	10	12	8	9	14	8	6	11	11	10	7	13	10
14.	Canada	6	12	14	14	11	13	15	14	9	9	10	14	16	8	12	12	19	22	9	18	8
15.	Norway	13	18	25	22	12	18	10	10	11	10	16	16	12	14	12	13	12	19	7	21	7
16.	Austria	4	9	11	13	11	16	13	11	15	18	15	13	16	17	15	14	16	17	8	15	7
17.	Italy	16	33	37	32	32	33	26	33	26	63*	29	25	15	25	15	23	24	20	6	10	6
18.	Finland	2	7	7	9	9	9	7	5	10	9	18	11	7	11	10	6	8	8	6	9	6
19.	Greece		1	1	1				1	1	3	1	6	1	2	2	3	50*	5	2	7	4
20.	Japan	2	6	7	5	7	4	10	13	20	12	11	10	10	10	17	17	27	20	7	26	4
21.	Slovenia		1	2	3	2	1	1	3	2	1	2	1	2	3	3	4	5	5	2	4	3
22.	Spain	10	12	18	12	46*	23	14	16	12	11	11	8	7	15	5	9	8	5	1	14	2
23.	South Africa		1	4	1	3	2	2	2	2	2	3	3	3	2	3	3	3	2	2	5	2
24.	India		1	1	1	1	1	1	1	1	2	1	2	2	3	2	2	3	4	3	4	2
25.	Romania						2			4	1	1	1	19	21	30	28	30	31	36	36	1
26.	Slovakia												1			1	2	2	2	2	2	1
27.	Malaysia					2	1	2	2	1	1	1	1	1	3	3	2	1	1	2	2	1
28.	New Zealand		1		1		2	1	2	2	2	3	3	3	1	2	2	2	5	1	2	1
29.	Turkey		1	1						1				1	2	2	3	4	7		2	1
30.	Brazil					2						1							1	1	1	1
31.	Israel	1	3	4	4	4	4	3	3	4	10	13	10	7	8	3	4	2	2		1	1
32.	Serbia																					1
33.	Taiwan										1	1	1	1	1	1			3	1	7	
34.	South Korea					3		1						1				1	6		6	
35.	Portugal	1	3	5	2	2	2	2	5	5	3	4	3	3	1	1	1	2	6		2	
36.	Iran						1	1					1	1	4	1	3	5	1		2	
37.	Cuba								2	2	2	2	2		2	1		1	1	1	1	
38.	Indonesia						1										1				1	
39.	Pakistan								1	1	1										1	
40.	Kenya		1	1																	1	
41.	Singapore							3	6	4	5	8	5	7	2	4	6	2	4			
42.	Ireland	1	2	3	4	3	4	4	2	3	2	3		1	1				2			
43.	Russia					1	3	3	3	2	2	1	4	3	2	1	1	1	1			
44.	Sri Lanka																1	1	1			
45.	Bangladesh																		1			
46.	Mexico						1	1	1	1	1	1	2	2	2	1	1		1			
47.	Luxembourg																	1				
48.	Estonia											2		1		1	1	1				
49.	United Arab Emirates															1		1				
50.	Chile																	1				
51.	Thailand		1	1		1	1	2	1	1	2	2	2				3					
52.	Saudi Arabia											1					1					
53.	Malawi												1	1	1							
54.	Colombia							1	1		1			1								
55.	China		1	1	2	3	3	3	3	3	3	3	2									
56.	Croatia									1	1		1									
57.	Gambia												1									
58.	Lithuania											2										
59.	Argentina											1										
60.	Kuwait	1										1										
61.	Sudan											1										
62.	Ukraine									1		1										
63.	Egypt											1										
64.	Philippines									1												
65.	Zimbabwe				1																	
66.	Oman	1																				

ISCB President's Mid-Year Message

From Norbert Victor

The preparation of the Montpellier meeting marked of course the Society's life during the first half of this year. Moreover, during their two usual regular teleconferences, the Officers also had to discuss lots of other topics and had to find solutions for some other problems. Let me briefly mention the most important issues and activities:

The accounts of 2009 were prepared by Koos Zwinderman with his habitual painstaking accuracy. You can find the complete financial report below in this issue of our Newsletter. The extremely positive result has been achieved mainly by the gigantic surplus of the Prague conference. The successful Dijon workshop (48 participants), organised by the ISCB Education SC in collaboration with three French societies, also produced a small surplus.

The "National Groups" SC submitted two proposals: the creation of a Serbian Group and the re-foundation of the Romanian Group. Very impressive material (action plans, regulations, membership lists) were prepared by Gordana Jovic (Belgrade) and Anca Vitcu (Iaşi). In its Montpellier session, the ExCom will have to decide on these two proposals, which are supported by the Officers.

Christoph Gerlinger and the "Regulatory Affairs" SC commented on two draft FDA guidances and prepared "Considerations on what is meant by 'Qualified Statistician' in Regulatory submissions". The latest version will be presented as a poster in Montpellier, so that all colleagues will be able to comment on the text.

Vana Sypsa, chair of the "Epidemiology" SC contacted epidemiological societies world-wide asking for interest in establishing links with ISCB. The first positive reactions have already been received.

The Conference Organising Committee, notably Harbajan Chadha-Boreham (Chair) and David Warne (Secretary) devoted considerable time and effort to define the Terms of Reference of the Joint ISCB-SCT Working Group and they explored the possibilities of organising a joint meeting in the future. Several teleconferences were held that culminated in a recent SCT face-to-face meeting in Baltimore to take a final decision on the potential of holding a joint meeting in Munich (2013, not agreed) or in later years.

Our future conferences played an important role in our teleconferences: Montpellier is approaching, Ottawa 2011 made considerable progress (see Tim Ramsay's report in this issue), Bergen 2012 is on the rails, and Munich submitted a proposal for 2013 and Vienna in 2014 is also progressing, with ideas for 2015 being formulated.

The Montpellier LOC under the chairmanship of Jean-Pierre Daurès has been working really hard to prepare a scientifically and socially exiting event. Many organisational and advertising activities were pushed forward by the LOC Secretary, Christel Castelli. In particular, two Calls for Papers and a very fine brochure were produced and distributed. All these efforts were crowned with great success, because 337 papers and posters were submitted (a new ISCB record). Hence, the SPC under the chairmanship of Emmanuel Lesaffre had to work hard in assessing the abstracts. The acceptance of many distinguished invited speakers and the high number of submissions allowed the SPC to create a very attractive scientific programme. The full preliminary programme of the congress (oral presentations, posters, courses, mini-symposia) is part of this issue of our Newsletter.

In my opinion, there will be no "real" excuse for biostatisticians to miss the 31st annual meeting of the ISCB. Please have a look at the website www.iscb2010.info, and here especially on the very promising social programme. I am sure that this look will convince you that your presence in Montpellier from 29 August 29 to 2 September is a "must"!

Looking forward to meeting you all in Montpellier.

ISCB President's Honorary Doctorate

from Jean-Pierre Daurès

On 2 March 2010, in the Anatomy Amphitheatre of the Montpellier School of Medicine, Norbert Victor, currently President of ISCB, was awarded the distinction of "Docteur Honoris Causa" of Montpellier I University - Medical Department.

The large number of attendees representing the diverse structures within the Montpellier I University welcomed his inaugural speech concerning advances made in biostatistics over the last 30 years, and their contribution to medical evaluation.

ISCB Treasurer's Mid-Year Report

From Koos Zwinderman

A summary of the financial position of the ISCB is given below; it will be discussed at the ExCom meeting and the Annual General Meeting in Aug/Sep 2010 in Montpellier. At this moment the accounts are being audited by Ernst & Young, Statsautoriseret Revisionsaktieselskab, Copenhagen, but their approval is not yet available.

Nevertheless, it is clear that the financial position has further improved during 2009 with a surplus of €66,657, due to the success of the 2009 conference in Prague. The conference ended with a surplus of €72,836. The finances and accounts of the Prague congress were audited and approved by our member, Michal Kolář, as internal reviewer, according to §10.07 of our Constitution. Both reports were approved by the Officers of the ISCB. Due to the 2009 surplus, the equity position of the ISCB has improved to €276,093.

ISCB Equity 1997-2009:

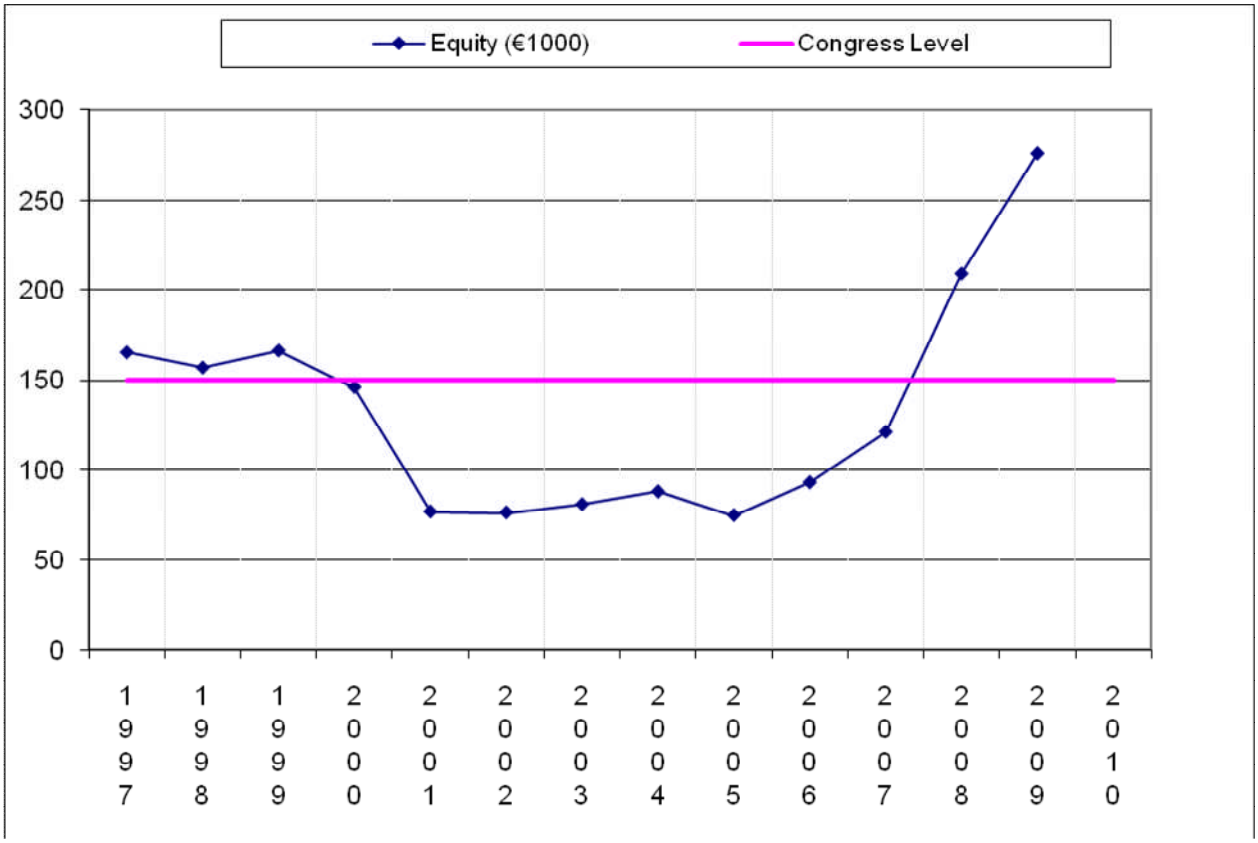

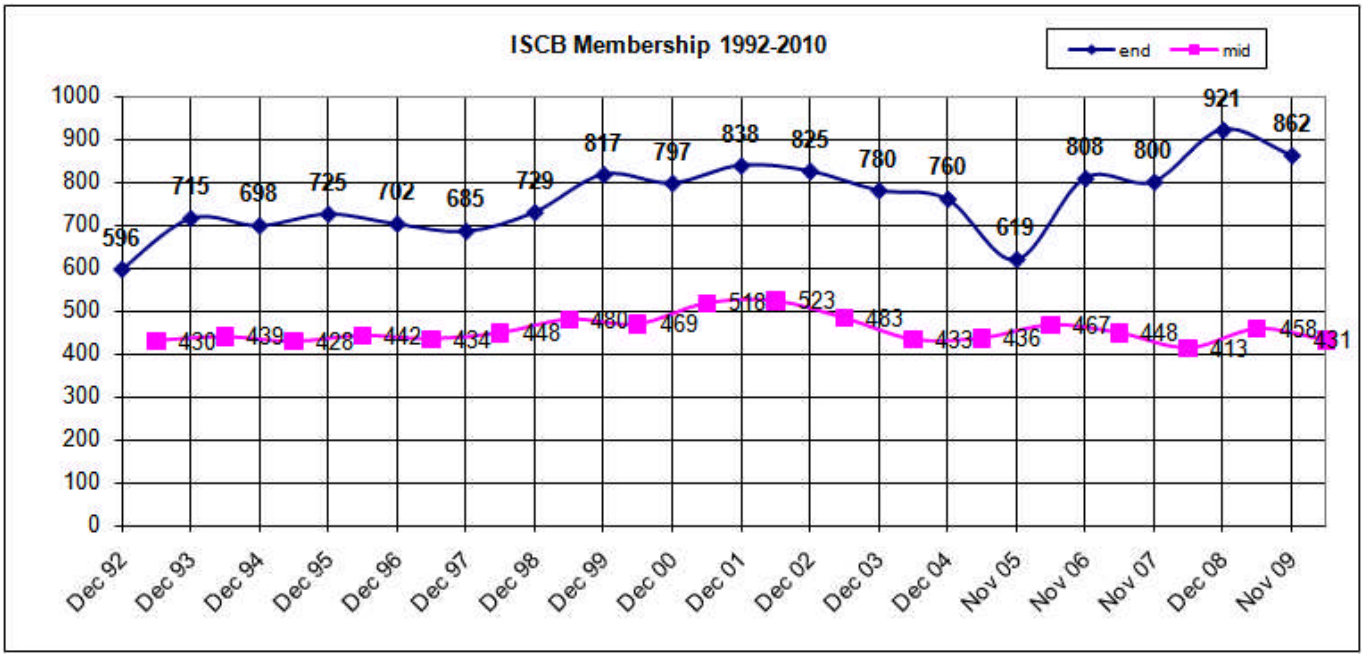

ISCB Treasurer's Mid-Year Report (continued)

Euro	2009	2008
Income		
Membership fees	24,360.00	26,580.00
Conference surplus	72,796.35	111,201.00
Course surplus	500.00	
Advertising	1,850.00	2,150.00
Earned interest	1,862.99	383.51
Currency gains	103.82	46.87
Total income	101,473.16	140,361.38
Expenditure		
Permanent Office:		
Consumables	8.39	446.60
Postage & freight	217.77	1,156.70
Telecommunication & internet	1,641.14	1,990.65
Printing & photocopying	331.66	391.16
Administration	12,811.21	12,308.56
	15,010.17	16,293.67
Officers & ExCom:		
Conference fees		4,675.00
Accommodation	1,285.00	4,658.00
Travel expenses	780.36	1,238.07
Other expenses	99.10	582.93
	2,164.46	11,154.00
Awards (Students, Scientists):		
Conference fees	226.00	3,615.00
Accommodation	737.00	5,226.11
Travel expenses	489.10	944.69
Other expenses	35.00	1,299.41
	1,487.10	11,085.21
President's Invited Speaker		
Conference fees		425.00
Accommodation	595.00	
Travel expenses	367.05	
Other expenses	60.00	
	1,033.05	425.00
Workshops / Courses:		
Honorarium	1,042.14	188.00
Accommodation	613.88	284.79
Travel expenses	543.98	1,526.87
	2,200.00	1,999.66
Newsletter:		
Office expenses	8,621.18	7,923.34
Editorial expenses		
Travel expenses		
	8,621.18	7,923.34
Other items:		
Bank charges	1,005.26	1,114.99
Audit	1,850.00	1,760.00
Currency loss	66.23	39.50
Outstanding payment, Copenhagen 2008	425.00	
Consultants	964.75	
	4,311.24	2,914.49
Total expenditure	34,816.20	51,795.37
NET INCOME:	66,656.96	88,566.01
Assets		
Bank accounts:		
Barclays Euro account	36,941.19	31,289.45
Nordea DKK account	163.009.12	353.05
Nordea Euro account	83,855.88	27,086.14
Nordea DKK high interest account		53,686.95
	283,806.19	112,415.59
Others:		
Accounts receivable	3,417.03	300.00
Copenhagen conference 2008		106,896.00
Seed money, Ottawa 2011	1,248.87	1,248.87
	4,665.90	108,404.87
Total Assets	288,472.09	220,860.46
Liabilities		
Owing to Permanent Office	7,966.93	9,383.64
Audit	1,850.00	1,760.00
Prepayment account, members	200.00	280.00
Accounts payable	2,361.38	
Total Liabilities	12,378.31	11,423.64
Assets less Liabilities	276,093.78	209,436.82

EQUITY brought forward	209,436.82	120,870.81
Profit by 31 December 2008		88,566.01
Profit by 31 December 2009	66,656.96	
EQUITY carried forward	276,093.78	209,436.82

Conversion rates: 31-12-2008 DKK/EUR 745.06 GBP/EUR 1.0548 31-12-2009 DKK/EUR 744.15 GBP/EUR 1.1441

Book Review by Salah Ghabri (F)

Geoff Der, Brian S Everitt	A Handbook of Statistical Analyses Using SAS (3rd ed)	CRC (2008) 978-1584887843

The handbook is a technical manual of statistical analyses using the latest version of SAS, version 9.2. It will be of interest to a wide range of readers from statistical programmers to applied researchers (who are not statisticians). It is published in the Chapman & Hall/CRC series.

The authors state in the preface that the handbook:

- "Explains how to conduct a range of statistical analyses using the latest version of SAS 9.2

- Illustrates each type of analysis with numerous real-world data examples, such as environmental causes of diseases, hypertension treatment and gastric cancer treatment

- Includes more end-of-chapter exercises and selected answers".

The book is organized in 19 chapters. It starts with a brief introduction (chapter 1) to SAS programming: description of the SAS version 9.2 in Windows XP, SAS language, SAS statements (data creation, data modifying, procedures, graphics etc.), giving special attention to the new SAS procedures provided by version 9.2.

Chapters 2 and 3 focus on the following key areas: examining distributions and simple inference for continuous and categorical data. We learn how to describe data using univariate statistics, construct graphs to explore and summarize data and assess the normality of data, and use Chi-squared statistics to detect associations among categorical variables.

Chapters 4 and 5 provide practical examples on analysis of variance using proc ANOVA for balanced designs and proc GLM for unbalanced factorial designs with brief examples of main effect and the interactions effect between variables (examples of Analysis of Variance of Repeated Measures are given in chapter 11).

Chapters 6 & 7 provide examples introducing simple and multiple linear regressions. Diagnosis of multiple regressions is described via the options of the statements of proc REG. For example, the authors describe an example of the multicollinearity phenomena by using the variance factor inflation (VIF) which quantifies the severity of multicollinearity in an ordinary least squares regression analysis.

Chapters 8 deals with some brief examples of the analysis of the logistic regressions. It provides descriptions of the measures of fit and the selection of a model via the option selection=backward of the statement model. An application of generalized linear model is given in chapter 9, while an example of generalized additive models (GAM) is described in chapter 10. For the generalized linear model, the use of the distribution and link functions are described via the options of the model statement.

Chapters 12, 13 and 14 describe the analysis of longitudinal data. Applications of linear mixed models (random intercept model and random intercept and slope model) are introduced in chapter 13, while examples of Genaralized Estimating Equations and Generalized Mixed Models are given in chapter 14.

An application of analysis of time to event data is given in chapter 15 with examples of univariate analysis (Kaplan Meier method) and multivariable analysis (Cox's proportional hazards model).

Finally, chapters 16, 17, 18 and 19 deal with examples of exploratory and multi-dimensional data analysis (cluster analysis, principal components analysis, factorial analysis, discriminate and correspondence analyses).

There are several features of this book that enhance its usefulness in applied work:

- The handbook is a simple manual for using SAS and a good resource especially for junior programmers and statisticians who are unsure of how to conduct analysis in SAS.

- Data sets of varied complexity covering several epidemiological and sociological areas are well selected by the authors. For example, the analyzed data sets concern methadone maintenance treatment, relation of cirrhosis deaths to alcohol consumption, heart transplant treatment and crime rate determinants.

- The use of SAS statements, as well as the resulting output, is briefly and clearly described. However, concerning the interpretations of results, it would have been better to compare the obtained p-value to a chosen level of significance α instead of interpretation based on the magnitude of the p-value as written by the authors on page 48: "The results.....however, strongly suggest that calcium concentration has a skew distribution with each of the tests for normality having associated p-values that are very small."

- Good graphical illustrations of simple inference, covariance and regression analyses are given. The authors distinguish the new statistical graphics procedures (i.e. proc sgplot, proc sgpanel etc.) from the traditional graphical possibilities that existed in the prior version of SAS. For example, in chapter 4 (page 94–95), the authors propose an example of graphical description of interaction effect between variables using proc sgplan which produce a better result than proc sgplot because it groups many panels instead of producing separate panels plots.

Despite the quality of the handbook, some improvements could perhaps have been made:

- In chapter 1, I would have preferred that the authors had given an example of how to generate random numbers using mathematical functions, especially random numbers which are used extensively in Monte Carlo studies, as well as in many other situations. For example, the use of the two following SAS random number functions: a) UNIFORM(SEED) which generates values from a random uniform distribution between 0 and 1, and b) NORMAL(SEED) which generates values from a random normal distribution with mean of 0 and standard deviation of 1.

- Chapter 2 could have been given the title "Simple inference for continuous data". This would have been more homogeneous with the title of chapter 3 "Simple inference for categorical data". Moreover, analysis of matched data is not involved: the authors could have introduced some simple examples of paired parametric and non parametric tests. Concerning paired continuous data, they could have proposed a simple example based on proc univariate output (parameters of the tests for location: the Student's t-test, the sign test and signed rank test) or proc t-test using the statement paired.

- The authors could have grouped chapters 4 and 5 into one chapter "Analysis of variance". It would have been better to give examples of contrast analysis which is a major and indispensable component of the analysis of every complex ANOVA design and which tests the statistical significance of predicted specific differences.

- Similarly, chapters 6 and 7 could have been grouped into one chapter "Ordinary Least Squares Analysis Regression". Junior programmers and statisticians should be warned about the importance of regression diagnostics. For instance, in addition to the diagnostic of multi-collinearity, it would have been better to provide an example testing hetero-scedasticity using the SPEC option on the MODEL statement to obtain the White test.

- Time to event data could have been completed by an example testing the proportionality assumption. In this analysis, the authors could have chosen to use the interactions with log(time) because this is the most common function of time used in time-dependent covariates (but any function of time could be used). They could have proposed a test statement to test all the covariate time interactions together in one collective test. If a covariate-time interaction is significant this indicates a violation of the proportionality assumption for that specific predictor.

- A brief chapter on sample size calculation could have been provided. I believe that statisticians and programmers appreciate examples that show them how to do a sample size calculation using either proc POWER or simple mathematical functions derived from density functions.

- Brief chapters introducing the agreement analysis may have been useful. An example of proc FREQ with the statement test KAPPA and the corresponding options (the AGREE option also produces Bowker's test to test symmetry) helps statisticians interested in reproducibility and agreement analysis to evaluate the existence and the level of agreement between readers.

In summary, this book has several features that will make it useful for applied scientists. It seems ideally suitable for statistical programmers, junior statisticians and researchers (who are not statisticians). I recommend the book as background reading for both teaching applied statistics in SAS and preparing courses of SAS training.

Elections for the Executive Committee 2011-12: Final Warning!

From Emmanuel Lesaffre, Chair of the Nominations Committee

In accordance with the Constitution, we ask for nominations for positions on the Executive Committee for 2011-12.

At the end of 2010, the situation will be:

Norbert Victor	Will retire as President and becomes Past President for one year, 2011.
Harbajan Chadha-Boreham	After being Vice President for 2009-10, will become President for 2011-12 and Past-President for 2013.
Koos Zwinderman	Will end his 2nd term as Treasurer and is not eligible for re-election as Treasurer or Secretary but could be elected as Vice President.
David W Warne	Ends his 1st term as Secretary and is eligible for re-election as Treasurer, Secretary or Vice President.
Adriano Decarli, KyungMann Kim	End their 2nd terms as Ordinary members and are not eligible for re-election as Ordinary members, but are eligible for re-election as Treasurer, Secretary or Vice President.
Lucinda Billingham, Krisztina Boda, Lutz Edler, Ulrich Mansmann, Jean-Christophe Thalabard, Giota Touloumi	End their 1st terms as Ordinary members and are eligible for re-election as Ordinary members, or as Treasurer, Secretary or Vice President.
David W Warne	Wishes to continue as News Editor.
Ingrid Sofie Harbo	Wishes to continue as Webmaster.

For the end of term it is meant the end of the calendar year (2010).

Nominations for

- Vice President,
- Secretary,
- Treasurer and
- 8 ordinary members

are therefore sought.

To make a nomination, please download the form from the web [http://www.iscb.info/iscbdocs/Template_Nomination_2010.doc] and send it to the Chair of the ISCB Nominations Committee, Emmanuel Lesaffre, (e.lesaffre@ erasmusmc.nl). Each nomination will require the signatures of the Proposer, a Seconder and of the Nominee confirming a willingness to serve. Completed and signed nomination forms must be received no later than **31 August 2010**. (Faxed or scanned forms are acceptable.)

If there are more nominees than vacant positions, an electronic ballot will be held.

Please note the following clauses from the Constitution:

"(6.02) The Committee shall consist of the four Officers and at least five but not more than eight other members ("Ordinary members"), plus the Past President, who shall serve only for the calendar year immediately following the Presidency, and co-opted members."

"(6.03) The Ordinary members, who shall be Members for at least the calendar year prior to nomination, must be elected by ballot; their full term of office shall be two calendar years and they shall be eligible for re-election for one further full term up to a maximum of four consecutive calendar years."

Books for Review by Sylvain Larroque

Books for review:			
Author(s)	Title	Publisher (year) ISBN	Reviewer
1. Chow, Shein-Chung	Design and Analysis of Bioavailability and Bioequivalence Studies, Third Edition	CRC (2009) 978-1-58488-668-6	
2. Cosmatos, Dennis	Translational Medicine	CRC (2009) 978-1-58488-872-7	
3. Peace, Karl E.	Design and Analysis of Clinical Trials with Time-to-Event Endpoints	CRC (2009) 978-1-4200-6639-5	
4. Gohlmann, Heinrich	Gene Expression Studies Using Affymetrix Microarrays	CRC (2009) 978-1-4200-6515-2	
5. Buonaccorsi, John P.	Measurement Error - Models, Methods and Applications	CRC (2010) 978-1-4200-6656-2	
6. Fairclough, Diane L.	Design and Analysis of Quality of Life Studies in Clinical Trials (2nd edition)	CRC (2010) 978-1-4200-6117-8	
7. Gelfand, Alan E., Diggle, Peter J., Fuentes, Montserrat and Guttorp, Peter (eds.)	Handbook of Spatial Statistics	CRC (2010) 978-1-4200-7287-7	

Important note to potential reviewers:

We regularly receive books from publishers for review in the Newsletter. We are most grateful for these "donations", the reviews of which we regard as a service to you, our members. Regretfully, some individuals, despite repeated reminders, neither return a review, nor the book to ISCB... When requesting a book, please remember that you're making a commitment to the Society to do a little work in return for keeping the book.

Please do a little work in return for keeping the book and your name will be published in the News!

For the format and length, please see recent issues of ISCB News. You can send the review in a variety of formats but plain text email, html, RTF or Word are preferred. The reviews may be edited for clarity (English grammar and spelling, punctuation etc.).

Sylvain Larroque:

sylvain.larroque@ merckserono.net

Book publishers' webpages:

Hodder Arnold	www.hoddereducation.co.uk/RVE99a510f93213434c8b6939f2cb4789e5,,.aspx
Blackwell	www.blackwellpublishing.com/subjects/PB/
Cambridge University Press	www.cambridge.org/uk/browse/default.asp?subjectid=1007745
CRC (Taylor and Francis)	www.crcpress.com/shopping_cart/categories/categories_products.asp?parent_id=104
Oxford University Press	www.oup.co.uk/academic/science/maths/
Springer	www.springer.com/east/home/statistics?SGWID=5-10128-0-0-0
Wiley	www.wiley.com/WileyCDA/Section/id-300665.html

Books for Review (continued)

Books reviews in this issue:			
Author(s)	Title	Publisher (year) ISBN	Reviewer
1. Wojtek Krzanowski	Statistical Principles and Techniques in Scientific and Social Research	Oxford (2007) 978-0199213108	Maciej Gorkiewicz (PL)
2. Oleg Demin, Igor Gorayanin	Kinetic Modelling in Systems Biology	CRC (2009) 978-1584886679	Tiberiu Postelnicu (RO)
3. David A. Freedman	Statistical Models, Theory and Practice	Cambridge (2005) 780521671057	Pablo Emilio Verde (D)
4. Richard J. Hayes, Lawrence H. Moulton	Cluster Randomised Trials	CRC (2009) 978-1584888161	Chris Metcalfe (UK)
5. Geoff Der, Brian S Everitt	A Handbook of Statistical Analyses Using SAS (3rd ed)	CRC (2008) 978-1584887843	Salah Ghabri (F)
6. Eric Stallard, Kenneth G. Manton and Joel E. Cohen	Forecasting Product Liability Claims	Springer (2002) 0387949879	Simon Day (UK)
7. Dankmar Böhning, Ronny Kuhnert and Sasivinal Rattamisiri	Meta-analysis of binary data using profile likelihood	CRC (2008) 978-1584886303	Guido Knapp (D)

Books sent out recently:			
Author(s)	Title	Publisher (year) ISBN	Reviewer
1. Julious, Steven A.	Sample Sizes for Clinical Trials	CRC (2009) 978-1584887393	Patrick Richard (F)
2. Herson, Jay	Data and Safety Monitoring Committees in Clinical Trials	CRC (2009) 978-1-4200-7037-8	Theo Stijnen (NL)
3. Krzanowski, Wojtek J.	ROC Curves for Continuous Data	CRC (2009) 978-1-4398-0021-8	Oke Gerke (DK)
4. D. C. Hoaglin, F. Mosteller and J. W. Tukey	Exploring Data Tables, Trends, and Shapes	Wiley (2006) 0-470-04005-x	Gaj Vidmar (Slovenia)

Books sent for review quite a long time ago			
Author(s)	Title	Publisher (year)	Reviewer
1. Ronglin Wu, Min Lin	Statistical and computational pharmacogenomics	CRC (2008) 978-1584888284	Victor Moreno (Spain)
2. Bengt D Furberg, Curt D Furberg	Evaluating Clinical Research: All that Glitters is not Gold (2nd ed.)	Springer (2007) 978-0387728988	Gerd Rosenkranz (CH)
3. A. C. Atkinson, A. N. Donev and R. D. Tobias	Optimum Experimental Designs, with SAS	Oxford (2007) 978-0-19-929660-6	Nazneen Shariff (India)
4. Frank R. Hampel, Elvezio M. Ronchetti, Peter J. Rousseeuw and Werner A. Stahel	Robust Statistics: The Approach Based on Influence Functions	Wiley (2005) 0-471-73577-9	Lars Krogsgaard Thomsen (DK) LOST TO FOLLOW-UP?
5. J. Edward Jackson	A User's Guide to Principle Components	Wiley (2003) 0-471-47134-8	Nicole Close (USA)
6. J M Bernardo et al (eds.)	Bayesian Statistics 7	Oxford University Press (2003) 0-19-852615-6	Stefan Tigan (RO)
7. John Verzani	Using R for Introductory Statistics	Chapman & Hall/CRC (2005) 1-58488-450-9	Justin Clayton (USA)
8. J. Rick Turner	New Drug Development: Design, Methodology, and Analysis	Wiley (2007) 978-0-470-07373-5	Tim Friede (D)

Book Review by Maciej Gorkiewicz (PL)

Wojtek Krzanowski	Statistical Principles and Techniques in Scientific and Social Research	Oxford (2007) 978-0199213108

Statistical Principles and Techniques in Scientific and Social Research belongs to a stream of 'statistics without mathematics' or, more exactly, without sophisticated probabilistic theory. It is amazing how Wojtek Krzanowski found his own original way in this stream! Generally, he made one step further, and shows us how to talk on statistics without any calculations. In consequence, the potential reader of this book ought to be at least somewhat familiar with the situations: given statistical data + known statistical conclusions.

The main intention of this review was to make more clear the question for whom this book can be interesting, for whom it can be fascinating, and in the end, for whom it can be very useful in his/her didactic and research practice. In other words, who can have a good time with this book, but who has to learn from this book.

The contents of the book (10 chapters + 77 topics) and the index (pp.231–241) both suggest to us that in this book that some kind of history, or only a story of the development of statistical methods was proposed, in the 241 pages. In the index, Krzanowski mentions directly the names of 23 statisticians, what gives a mean 10 pages of the body text on a single family name: Bayes, Bernoulli, Everitt, Fisher, Galton, Gaus, Gilbert, Gossett ('student'), Jeffreys, Jöreskog, Kolmogorov. Laplace, Laves, Lawley, Legendre. Nelder, Pearson & Pearson, Roy, Spearman, Thurstone, Wedderburn, Yates. Several other named statisticians were mentioned as part of name of some statistic term, like Markov Chain Monte Carlo. Several other known statisticians were omitted at the index but they were mentioned at the body text, e.g. JM Bland and GD Altman (p.121). So, one can read this book as a history of statistics, but not as a collection of CVs of the greater statisticians, or as a statistic dictionary arranged in a calendar order. Wojtek Krzanowski provides a thorough history of ideas: from the frequentist approach, to Bayesian and other approaches; from linear models, by general linear models, to exploring complex data sets.

On page 225 he reveals his way how to make more interesting for readers this journey from the seventeenth to the current century. Krzanowski shows a series of statistical adventures: at the beginning of an adventure, the statisticians constructed some statistic procedure with aim to overcome some real problem, and then this procedure was widely used, first at the quite similar practical situations, and step by step in less similar circumstances. At the end, the critical confronting of the underlying assumptions, and the practical recommendation following from the results of analyses, with the real-life situations, and with the real-life expectations, inevitably bring shortcomings to light, and then the methodology has to be re-examined and modified. But however far the methodology is developed, Krzanowski said (page 225), it is never enough. Let us consider, for example, my brief personal sketch of the Krzanowski explanation (page 141) why ANOVA was currently framed into regression approach. Real life data never conform exactly to ANOVA design: crops fail on some plots in agricultural experiments; animals die during feeding trial; patients in a clinical trial give up on the treatment for various reasons; as a result, the simple ANOVA formulation is no longer appropriate. Fortunately, the regression approach is always available, irrespective of how the data have been collected. These statements gave Krzanowski occasion to jump to the two next chapters, Chapter 7: Generalising the Linear Model, and Chapter 8: Association between Variables. However, before doing it, Krzanowski gives advice to a novice reader, that the proper subroutines can be found at numerous computer packages, commonly under heading General Linear Model or GLM.

Krzanowski proposes a guided tour of statistical ideas, with a chance on get pleasure from some puzzles and dilemmas. Before a trip, he establishes a firmer basis with indispensable notions of probability theory, from concept of sample space, probability of event, and so on, to subjective probability, and an axiomatic structure (Chapter 1: Probability), and somewhat later: some common probability models (at Chapter 3: Population Models). Then he introduces some fundamental concepts of statistics, from notion of population, some variants of random samples, types of measurement (Chapter 2: Populations, Samples and Data Summary; Chapter 3: Population Models), through confidence intervals, hypothesis testing, and nonparametric tests (at Chapter 4: Statistical Inference – the Frequentist Approach), to correlation, regression modelling and analysis of variance (at Chapter 6: Linear Models and Least Squares).

But a reader should not expect an easy ride! At the page 215 Krzanowski declares openly that he wasn't primarily interested with the details of statistical techniques, but intentionally with the underlying philosophy behind them. This is a special kind of a creative philosophy. The focus is made on common misunderstandings. There are some hard nuts to crack. Let us consider, for example, my short personal extraction from the Krzanowski's explanation to confidence intervals. Let us consider a number of throws of the two dice. It is obvious, that the score on two dice satisfies the inequality: Probability($4 \leq$ score ≤ 7) = 18/36 = 0.5. Nobody would have no trouble in interpreting it terms of repeating sampling: In a large number of throws, a score between 4 and 7 (inclusive) would occur nearly half the time. But what about a confidence interval for estimate of Probability($4 \leq$ score ≤ 7) given Frequency($4 \leq$ score ≤ 7) at given number N of throws? Why is there a problem with the probability statement leading to the confidence interval ? The essential difference is, that for the first inequality the conceptual trial is a single throw of two ideal dice, but for a case of confidence intervals the trials are the series of N real throws, each series with its own observed Frequency($4 \leq$ score ≤ 7). So, for the first inequality the interval (4, 7) remains fixed from trial to trial, but for the case of confidence intervals, under assumed fixed unknown Probability($4 \leq$ score ≤ 7), the ends of confidence intervals will vary from sample to sample. In other words we deal with a random interval which either includes or does not includes the fixed true Probability($4 \leq$ score ≤ 7).

Wojtek Krzanowski is Emeritus Professor of Statistics at the University of Exeter, UK. It is very favourable for all educators and consultants on applied statistics, and directly for graduates and researchers in sciences applying statistics in their practice, that Wojtek Krzanowski makes his rich experiences easily reached: it is enough to get his book, and read it.

ISCB32 Ottawa 2011: Invitation

From Tim Ramsay, Chair of the Local Organising Committee

From 21-25 August 2011, the 32nd Annual Conference of the International Society for Biostatistics (ISCB) will be held at the new Ottawa Convention Centre. Opening in April 2011, "Canada's Meeting Place" will be the ideal venue to hold this conference. Overlooking Ottawa's Rideau Canal and surrounded by Ottawa's national and cultural sites in a relaxed urban vibe, the new Centre will be within easy walking distance of many stores and restaurants in the downtown Ottawa area.

Since 1978, when the 1st Annual Conference was held in Brussels, Belgium, these conferences have provided an important international forum to stimulate research into the principles and methodology used in the design and analysis of clinical research and to increase the relevance of statistical theory to the real world of clinical practice.

The 32nd Annual Conference in Ottawa will provide a forum for the international exchange of theory, methods and applications of biostatistics in medical research and practice among statisticians, epidemiologists and medical researchers working or interested in the field of clinical biostatistics.

For more information, explore our web site (www.iscb2011.info); if you want to be notified as more information becomes available, please click on the *Expression of Interest* button found in the left-hand navigation bar.

On behalf of the Organising Committee and those who will be sponsoring and supporting this 32nd International gathering of biostatistical researchers, we extend a warm invitation for you to come to Ottawa, Canada in August 2011.

For more information please contact the Conference Secretariat at:

Michèle Bourgeois-Doyle, Conference Manager

32nd Annual Conference of the International Society for Clinical Biostatistics

Conference Services Office

National Research Council Canada

1200 Montreal Road, Building M-19

Ottawa, Ontario Canada, K1A 0R6

tel: +1 (613) 993-9495

fax: +1 (613) 993-7250

email: ISCB2011@nrc-cnrc.gc.ca

web: www.iscb2011.info

32nd Annual Conference of the International Society for Clinical Biostatistics
21–25 August 2011 Ottawa, Canada

32ième Conférence annuelle de la société internationale pour la biostatistique clinique
21 au 25 août 2011 Ottawa, Canada

ISCB Workshop 2009: "Prognostic Modelling": Dijon, France: Report

From Catherine Quantin

The Education Subcommittee of International Society for Clinical Biostatistics (ISCB), in collaboration with the French Society of Statistics (SFDS), the French Society of Biometry (SFB) and the Association of the French Speaking Epidemiologists (ADELF), organised a one-day Workshop on Prognostic Modelling with Applications in Observational Health Studies and Trials. This workshop took place on 12 November 2009, in Dijon (F).

The aim of the workshop was to discuss important methodological issues on prognostic modelling and foster collaboration between the academic community, biomedical research institutions and industry. The workshop speakers and topics were:

- Ewout Steyerberg (NL): General modelling strategy issues
- Willi Sauerbrei (D): Model building with the multivariable fractional polynomials procedure.
- Michal Abrahamowicz (Canada): Assessment of cumulative effects and weighting of past values of prognostic factors.
- Jean-Yves Dauxois and Aurélien Latouche (F): Semi and non parametric estimation, for competing risks with missing causes

There was a good mix of methods and practical examples which are relevant for most types of observational studies in clinical and health research.

The audience of forty-eight participants were mostly biostatisticians (from universities or from industry) but some public health and health services researchers, and epidemiologists were also present. They came from nine different countries: Belgium, Canada, France, Germany, Hungary, Netherlands, Switzerland, Sweden and United Kingdom.

There were enthusiastic interactions between the speakers and the participants during the discussion sessions and the breaks; the latter included a hearty warm Burgundy-style meal after a short walk down the road from the splendid venue at the Regional Council building in Dijon.

This was a pilot workshop by the ISCB Education Subcommittee for statistically developed countries, open to all ISCB members , which turned out to be both scientifically and financially successful, yielding €2000 profit that was equally shared out between the four collaborating societies.

Book Review by Pablo Emilio Verde (D)

David A. Freedman	Statistical Models, Theory and Practice	Cambridge (2005) 780521671057

Nowadays, statistical modelling is such a vast and extensive field that the title may induce some confusion. At least, that was my feeling before and after I opened the book for the first time. This book focuses almost exclusively on one statistical model, "The Linear Regression Model", and on one particular application, "The use of the linear model for causal inference".

The book has 414 pages, the first 200 pages are covered by 8 chapters, the other half of the book presents very extensive additional material containing answers to selected exercises, computational labs, samples of MATLAB scripts and the reprints of the 5 articles that are used as running examples.

Chapter 1 is an extremely clear introduction to the subject of the book: the application of regression models to make causal inference. This chapter introduces some background on basic principles of randomized control experiments and issues involved in the analysis of observational data. Three historical examples are worked out to explain causal inference from randomized control, and two different observational studies.

Chapter 2 presents the regression line and its formulae. Chapter 3 prepares the reader to approach the multiple regression model (chapter 4) with a review of matrix algebra. In addition to the theoretical background, this chapter contains 53 exercises in matrix algebra, which are directly relevant for understanding the linear model.

Chapter 4 gives a gentle introduction to statistical inference of the multiple regression model. Classical results of ordinal least squares and generalized least squares are presented, some are left as exercises to the active reader. The chapter ends with the Freedman's paradox: a warning about data snooping and the dangers of over interpreting statistical results. It is worth mentioning that this chapter has over 60 exercises about multiple linear models and presents a deep discussion about the application of multiple regression models as well. All in one, it constitutes a very rich source of material at the time of teaching this subject at elementary level.

Chapter 5 is one of the author's master pieces. Two key concepts to making causal inference by statistical modelling are introduced: response schedules and stability under interventions. Path diagrams are presented to add a vivid graphical representation of complex regression models. The running example of this chapter analyzes the causes of the political repression during the McCarthy era in USA. The chapter ends with a series of exercises and discussion questions that are used to refresh all the statistical material covered by the book so far, a sort of "mid-term" test for the reader. This is the central chapter of the book, where the two main messages to the reader are: there is not a simple statistical method to infer causality from observational data and statistical models assumed but do not prove causality.

In Chapter 6, a brief introduction to Maximum likelihood method is presented, which is followed by the probit and the logistic regression models. In this chapter, the concept of response schedules and the applications of path diagrams are extended to handle situations where the outcome variables are dichotomized.

Chapter 7 is a short and complementary chapter, which presents a topic where the author was one of the pioneer researchers: the bootstrap methods and their applications to regression modelling. The application examples are excellent and they motivate the reader to go for more in this interesting modern statistical area.

Finally, in Chapter 8 the author introduces simultaneous-equation models and their estimation by using instrumental variables. Sources of endogenous bias is explained and methods for working out this issue are describe. The chapter ends with two interesting sections. One covers some issues in statistical modelling and the other presents a critical literature review.

The notes at the end of each chapter provide useful supplementary information and the extensive results presented in the appendixes gives a valuable teaching material.

In synthesis "Statistical Models" is a pleasure to read, the writing style is very clear, where complex statistical ideas are presented and illustrated with interesting examples. This book was originally planned as a text book for social scientists, but everyone who analyzes real data would benefit from reading this book.

A revised edition of this outstanding book was completed shortly before Professor Freedman's death in late 2008. Both books are a great legacy from a great teacher who positively influenced generations of students.

ISCB31: Montpellier 2010: Invitation

From Jean-Pierre Daurès and Christel Castelli

On behalf of the Chair of the Scientific Programme Committee and the Local Organising Committee, I am honoured to invite you to the 31st Annual Conference of the International Society for Clinical Biostatistics, which will take place from 29 August to 2 September 2010 at the Sup Agro INRA Campus in Montpellier, France. This conference will be of great interest for all biostatistics and epidemiology researchers working in the life sciences.

This year, we have registered 332 accepted abstract submissions, 152 of which will be presented at the contributed sessions and the remaining abstracts (180) will be presented as posters. There will also be contributed sessions and invited sessions during the special day dedicated to vaccines and for the mini-symposium. Finally, the recipients of the Student and Scientist Awards will be recognised.

Before the conference officially starts, 4 pre-conference courses will be launched on Sunday 29 August 2010. Three of these are full-day courses, while the fourth is ½ day in length. All courses are limited to 40 participants, so please register soon if you are interested. The first course entitled "Bayesian Statistics for Clinical Trials and Drug Regulation" will be presented by Deborah Ashby from London (32 places left). Course 2, a half-day course entitled "Inference and Prediction using Longitudinal Data: analysis of time dependent data for inference and prediction", will be presented by Patrick J. Heagerty from the University of Washington (22 places left). The course "Analysis of high-throughput SNP association studies" will be presented by David Clayton from Cambridge (34 places left) and "Causal Inference" will be presented by Stijn Vansteenlandt from Belgium and Vanessa Didelez from Bristol (29 places left).

In parallel on Sunday, there will also be a special, full day session dedicated to vaccines. The general topic will be "Vaccine efficacy, vaccine safety and the swine flu pandemic". Talks on these topics will be given by invited and contributed speakers. During lunch, there will be ample opportunity to meet and exchange ideas with other statisticians working in this rapidly expanding area of research.

Monday's opening Plenary Session will be presided by ISCB President, Norbert Victor, the Local Organising Committee Chair, Jean-Pierre Daurès, and the President of the Scientific Programme Committee (SPC), Emmanuel Lesaffre. The invited and contributed sessions will follow immediately afterwards.

This year, the SPC has selected several very interesting sessions. The President's invited keynote speaker, Norman Breslow, will present a talk entitled "Clinical trials as a resource for epidemiology: Lessons from the National Wilms Tumour Study (NWTS)" on Wednesday in the Philippe Lamour Amphitheatre, before the AGM. This presentation includes a summary of over 40 years of experience as a statistician (and epidemiologist) with the NWTS.

This year, five invited session have been programmed, each treating a distinct theme:

- New developments in Bayesian adaptive trials,
- Epidemiology,
- Analysis of Complex Data,
- Use of Genetic Data, and
- Mixed models.

Invited sessions will be presented as morning sessions. Dave Dunson will organise the New developments in Bayesian adaptive trials session, and has invited Nigel Stallard, Andrew Grieve, Yisheng Li and Sylvie Chevret. New statistical methods for pharmaco-epidemiology will be organised by Catherine Quantin, who has invited Michal Abrahamowicz, Paddy Farrington, and Alan Brookhart as speakers. The theme Analysis of Complex Data has been split into two parts: Competing risks and multistate models, organized by Hélène Jacqmin-Gadda & Jan Beyersmann with invited speakers Per Kragh Andersen, Pierre Joly and Michael Koller, and Development of risk prediction models organised by Thomas Gerds with Tianxi Cai, Marin Schumacher and Ewout Steyerberg as speakers. The Use of Genetic Data session will be organised by Jelle Goeman, who has invited Martin Posch, Aldo Solari and Jim Berger. Finally, France Mentré will organise Mixed Models, with Dipak K. Key, Dimitris Rizopoulos, and Marc Lavielle as invited speakers.

After the morning invited sessions, the contributed sessions will begin and will feature, among many others, Joint modelling of longitudinal outcome and times to event, Diagnostic testing and screening methodology, Health economic evaluations, Incomplete data, Dynamic treatment regimens, Modelling and simulation in drug development, Causal inference, Model selection, Statistical modelling approaches involving smoothing, Latent variable models, Design and analysis of non pharmaceutical trials/device trials, Spatial data analysis, Meta analyses, Genetic epidemiology, Bioinformatics, Prediction, Clinical trials, and Pharmaco-epidemiology.

On Thursday, one mini-symposium will be held and organised by Paul Landais (with one invited speaker). The purpose of this symposium is to introduce new techniques for analysing end-stage renal disease (ESRD) data. Three topics will be developed. An introduction to the epidemiology of chronic kidney disease, a model of chronic disease with a focus on the demand and offer of care for end-stage renal disease and the new challenges for a better aid to public health decision making. Modelling excess mortality (additive model) and relative mortality (multiplicative model) in the context of chronic renal failure will then be presented by Caroline Elie. Finally, Yohann Foucher will conclude the mini-symposium with “Modelling the multi-state evolution of kidney transplant recipients for improving the prognostic decision”.

In addition, various festive events have been scheduled throughout the conference. First, Monday’s Welcome Reception will take place in the oldest school of medicine in Europe. The Montpellier School of Medicine will welcome you in the honour court on Monday at 7 pm to celebrate the opening of the 31st conference of the International Society of Clinical Biostatistics.

The Conference dinner will be served at “Mas de Saporta”, an exceptional domaine in the heart of the vast ‘AOC côteaux du Languedoc’ vineyards near Montpellier. “Mas de Saporta” will make your dinner a magical moment, but without the usual southern French mosquitoes! An air-conditioned restaurant with a selection of French dishes will be proposed to the delegates on this special evening. This year the Student and Scientist awards will be given during the conference dinner.

Finally, there are various tours and walks scheduled for Tuesday afternoon in the city itself or its surroundings and we hope that you will have a chance to enjoy discovering the courts of the 18th century private mansions, and the medical school of Montpellier. Around Montpellier, you will have the chance to enjoy a jewel of Romanesque art, the village of Saint-Guilhem le Désert or, nearer to the coast, the cities of Arles and Aigues-Mortes.

To conclude, I am very much looking forward to welcoming you to the city of Montpellier on the occasion of the 31st Annual Conference of the ISCB.

ISCB31: Montpellier 2010: Draft Programme

Overview 1:

Time	Sun 29 Aug		Mon 30 Aug	Tue 31 Aug	Wed 01 Sep		Thu 02 Sep
08:30	Registration		Registration	Registration	Registration		Registration
09:00			Welcome to ISCB31				Mini-Symposium: J4I1
09:30	Pre-Conference Courses 1-4	Vaccine Session	Invited Sessions: J1I1, J1I2	Invited Sessions: J2I1, J3I1	Invited Sessions: J2I2, J3I2		
11:00	Refreshments		Refreshments	Refreshments	Refreshments		Refreshments
11:30	Pre-Conference Courses 1-4	Vaccine Session	Contributed Sessions: J1S1-J1S5	Contributed Sessions: J2S1-J2S5	Keynote Lecture		Mini-Symposium: J4I2
12:30					Annual General Meeting	Lunch	
13:00	Lunch		Lunch	Lunch			
14:00	Pre-Conference Courses 1,3,4	Vaccine Session	Contributed Sessions: J1S6-J1S10	Conference Excursions	Contributed Sessions: J3S1-J3S5		
15:30	Refreshments		Refreshments		Refreshments		
16:00	Pre-Conference Courses 1,3,4	Vaccine Session	Contributed Sessions: J1S11-J1S15		Contributed Sessions: J3S6-J3S10		
17:30							
18:00							
19:00			Welcome Reception at School of Medicine		Conference Dinner and Awards		
All Day			Poster Session 1	Poster Session 1	Poster Session 2		Poster Session 2

Sunday Details:

Course 1 (full day)	Course 2 (half day)	Course 3 (full day)	Course 4 (full day)
Bayesian Statistics for Clinical Trials and Drug Regulation	**Inference and Prediction using Longitudinal Data: analysis of time-dependent data for inference and prediction.**	**Analysis of high-throughput SNP association studies**	**Causal inference**
Deborah Ashby	Patrick J. Heagerty	David Clayton	Stijn Vansteenlandt & Vanessa Didelez
This workshop will give an introduction to Bayesian methods and their applications in medical research, and in particular in clinical trials. Bayesian methods are increasingly being used across many stages of drug development, and this workshop is aimed to provide a grounding in the key aspects of these methods – it will also provide a refresher to those who may have studied Bayesian methods in the past and now need to revisit them. Topics covered will include Bayes theorem, likelihood and the key principles behind Bayesian analysis, the choice of prior distributions and inference from Bayesian methods. Examples will be used throughout, showing how Bayesian methods have already been used in practice, and where they may be used increasingly in the future. Although the primary focus will be on clinical trials, the utility of Bayesian approaches in integrating other sources of information for more complex regulatory decision-making will also be illustrated.	Longitudinal studies allow investigators to correlate changes in time-dependent exposures or biomarkers with subsequent health outcomes. However, there are two key statistical challenges associated with the use of time-dependent predictive information. First, inference regarding the impact of time-dependent covariates on subsequent repeated measures outcomes requires consideration of the factors that drive the change in covariates. Statistical methods appropriate for analysis of time-dependent covariates have expanded to include causal inference methods derived from both biometry and from econometrics. Second, the use of time-dependent markers to predict a subsequent change in clinical status such as transition to a diseased state requires the formulation of appropriate prediction error concepts. The first part of this course will review longitudinal data analysis methods recently developed for valid inference regarding time-dependent covariates. The second part of this course will introduce predictive accuracy concepts that allow evaluation of time-dependent sensitivity and specificity for prognosis of a subsequent event time. We will overview options that are appropriate for both baseline markers and for longitudinal markers. Methods will be illustrated using examples from HIV and cancer research and will highlight R packages that are currently available.	Understanding of the genetic epidemiology of complex diseases has advanced considerably since high-throughput single nucleotide polymorphism (SNP) genotyping arrays became available. As costs fall, these arrays are being used increasingly for a wide number of discrete and quantitative traits (including gene expression traits, or eQTLs). This short course will give an overview of statistical problems in the design and analysis of such studies and will include practical sessions using the snpMatrix R package (available from the Bioconductor project).	Recent developments in causal inference within the statistical and artificial intelligence literature have led to important new insights on how to address problems of confounding and selection bias in a wide variety of settings. The aim of this course is to review these developments and to provide state-of-the-art statistical solutions for dealing with these problems. The first half day of the course will focus on probabilistic graphical models to express causal background knowledge including: (i) ways for reading off such graphs whether a given data situation suffers problems of confounding and selection bias (ii) and whether/how this can be accommodated, for instance via advanced identification results (G-computation). The second half day of the course will focus on statistical techniques to adjust or measured confounding. We will discuss limitations of ordinary regression adjustment, especially with view to estimation of direct effect and adjusting for time varying covariates. Successful alternatives, such as inverse probability weighting estimators in marginal structural models and G-estimators will be explained. As motivating examples we will use cross sectional and longitudinal studies, as relevant to epidemiological and medical research, throughout.

Vaccine Session: Vaccine Efficacy, Vaccine Safety and the Swine Flu Pandemic.

Nauta	Jos	Welcome and a short history of the ISCB Vaccines Subcommittee
Halloran	Elizabeth	Estimating Indirect Effects of Vaccination in Small Transmission Units: The Mini-Community Design
Jokinen	Jukka	Analysis of recurrent events: Evaluating treatment effect in clinical trials
Cheung	Yin Bun	Estimation of vaccine-attributable reduction (Contributed)
Wang	Mey	Statistical Challenges in the Evaluation of Vaccine Safety
Hocine	Mounia	Sequential Case Series Analysis for Pharmaco-vigilance
		General Discussion

Overview 2:

MON 30 AUG					
9:00-9:20	Welcome and Opening Of the Conference				
9:30-11:00	J1I1: Mixed models			J1I2: Use of genetic data	
11:30-13:00	J1S1: Prediction	J1S2: Genetic epidemiology	J1S3: Bioinformatics	J1S4: Incomplete data	J1S5: Clinical trials
14:00-15:30	J1S6: Prediction	J1S7: Joint modeling of longitudinal outcome and times-to event	J1S8: Genetic epidemiology	J1S9: Pharmaco-epidemiology	J1S10: Clinical trials
16:30-18:00	J1S11: Modeling and simulation in drug development	J1S12: Diagnostic testing and screening methodology	J1S13: Survival and multistate models	J1S14: Latent variable models	J1S15: Causal inference
TUE 31 AUG					
9:30-11:00	J2I1: Competing risks and multi-state models			J3I1:Developments of risk prediction models	
11:30-13:00	J2S1: Clinical trials	J2S2: Causal Inference	J2S3: Incomplete data	J2S4: Prediction	J2S5: Bioinformatics
WED 01 SEP					
9:30-11:00	J2I2: New statistical methods for pharmaco-epidemiology			J3I2: New developments in Bayesian adaptive trials	
11:30-12:30	**Keynote lecture: Norman Breslow**				
12:30-14:00	**Annual General Meeting**				
14:00-15:30	J3S1: Model selection	J3S2: Prediction	J3S3: Incomplete data/ Measurement error	J3S4: Dynamic treatment regimens/ Clinical trials	J3S5: Causal inference
16:00-18:00	J3S6: Diagnostic testing and screening methodology/ Spatial data analysis	J3S7: Statistical modeling approaches involving smoothing	J3S8: Meta-analyses	J3S9: Dynamic treatment regimens/ Clinical trials	J3S10: Joint modeling of longitudinal outcome and times-to event
THU 02 SEP					
9:00-11:00	J4I1:Mini-symposium: New approaches to analyse end-stage renal disease (ESRD) data				
11:30:12:30	J4I2:Mini-symposium: New approaches to analyse end-stage renal disease (ESRD) data				

Details:

MON 30 AUG

9:00-9:20	Welcome and Opening Of the Conference [R: Philippe Lamour]		
9:30-11:00	J1I1: Mixed models [R: Philippe Lamour]		
	Mentré	France	Session organizer
	Lavielle	Marc	The SAEM algorithm: a powerful stochastic algorithm for population pharmacology modeling
	Dey	Dipak K.	Robust Bayesian nonlinear mixed-effects models
	Rizopoulos	Dimitris	Fitting high-dimensional joint models for longitudinal and time-to-event data using Laplace approximations
	J1I2: Use of genetic data [R: 206]		
	Goeman	Jelle	Session organizer
	Posch	Martin	A graphical approach to multiple testing procedures with extensions to adaptive designs
	Solari	Aldo	The sequential rejection principle of family-wise error control
	Berger	Jim	Bayesian adjustment for multiplicity
11:30-13:00	J1S1: Prediction [R: 206]		
	Mazroui	Yassin	Joint frailty model for recurrent and terminal events
	Spitoni	Cristian	Inference for transition probabilities for semi-markov multi state models
	Gerds	Thomas	Quantifying the uncertainty of individual risk predictions
	Salim	Agus	Assessing hetereogeneity of risk factors for type 2 diabetes using finite-mixture regression
	Bouwmeester	Walter	Internal validation of prediction models based on multicenter data: a comparison of sampling schemes
	J1S2: Genetic epidemiology [R: 101]		
	Gonzalez	Juan R	A Bayesian model for analysis of copy number variants in genetic studies
	Therneau	Terry	Gene set analysis for survival data using a mixed effects Cox model
	Tsonaka	Roula	Association tests for the effect of genetic pathways on longitudinal outcomes
	Taffe	Patrick	Contribution of multiple SNPS to longitudinal serum lipids in HIV-infected patients treated with antiretroviral therapy: marginal versus variance components modeling
	J1S3: Bioinformatics [R: 104]		
	Dazard	Jean-Eudes	Local sparse bump hunting for finding groups in high-dimensional data
	Binder	Harald	Identifying snp interactions by cluster-localized sparse logistic regression
	Porzelius	Christine	Approaches for obtaining FDR in the context of high-dimensional risk prediction models
	Hofling	Holger	Incorporating external molecular knowledge via fast algorithms for the fused lasso
	J1S4: Incomplete data [R: 208]		
	Reilly	Marie	Design and analysis of nested case-control studies that re-use existing control data
	Bousquet-Heraud	Vanina	A two-stage multiple imputation process applied to the national HIV case reporting in france
	Dejardin	David	Analysis of double censored data: review of the current methods and a new proposal
	James	Ian	Correlation estimation with bivariate censored data
	Unkel	Steffen	On the measurement of age-varying association in bivariate current status data
	J1S5: Clinical trials [R: Philippe Lamour]		
	Hampson	Lisa	Efficient group sequential tests for survival data
	van Breukelen	Gerard	Design of cluster randomized trial with unknown intraclass correlation
	Morita	Satoshi	Evaluating the impact of prior assumptions in Bayesian biostatistics
	Bauer	Peter	Maximum type I error rate when sample size and allocation rate are adapted at interim
	Candel	Math	Parallel, AB/BA crossover and Balaam's design: efficient and maximin choices in a mixed effects linear regression analysis

MON 30 AUG

14:00-15:30

J1S6: Prediction [R: 206]

Choodari-Oskooei	Babak	Explained randomness measures in proportional hazards survival models
Schoop	Rotraut	Predictive accuracy of models for competing risks time-to-event data
Putter	Hein	Frailties in multistate models: are they identiable? Do we need them?
Rahman	Shafiqur	Measures to assess the prognostic ability of random effects models for clustered data
Cortese	Giuliana	Prediction errors for cumulative risks in bone marrow transplant studies

J1S7: Joint modeling of longitudinal outcome and times-to event R: 208]

Murawska	Magdalena	Measuring the effect of repeated measurements on an event time
Carr	Matthew	Modelling of longitudinal blood pressure data and morbidity/mortality events
Ismail	Noor Azina	Detecting shifts in hospital outcomes with adjusted risk using Bayesian approach
Di Termini	Susanna	A simulation technique for nonparametric analysis in multistate model
Belot	Aurelien	Joint frailty excess hazard model for recurrent events and death

J1S8: Genetic epidemiology [R: 101]

Foulkes	Andrea	Mixture modeling for discovering multi-locus genotype-trait associations
Ruczinski	Ingo	Detection of epistatic interactions in schizophrenic children
Pawitan	Yudi	Estimating the number of true discoveries in a genome-wide association study
Mansmann	Ulrich	A marginal global two-sample test for multivariate (high-dimensional) binary data

J1S9: Pharmaco-epidemiology [R: 104]

Quartey	George	Assessing safety signals in large pharmaco-epidemiology databases using sample selection models
Metcalfe	Chris	Estimating the international effect of drug regulator warnings
Tanaka	Shiro	Instrumental variable estimation of the dose-response relationship in meta-analysis of exercise intervention trials
Wang	Jixian	An approach to combining group sequential tests and false discovery rate for drug safety surveillance using spontaneous adverse event reporting databases
Nicholas	Jennifer	Comparison of estimated treatment effect from non-randomised study designs

J1S10: Clinical trials [R: Philippe Lamour]

Kerman	Jouni	Modeling proportions and rates using neutral priors
Leroy	Fanny	Extensions of the logrank test for interval censored data
Kuribayashi	Kazuhiko	Design and analysis of clinical trial simulations
Whitehead	John	Using historical lesion data to design a new phase II trial in stroke
Lingsma	Hester	Covariate adjustement and ordinal outcome analysis increase power in traumatic brain injury trials

16:30-18:00

J1S11: Modeling and simulation in drug development [R: 101]

Senn	Stephen	Prior distributions for nuisance parameters
Nguyen	Thu Thuy	Design evaluation and optimisation in crossover bioequivalence trials analyzed with nonlinear mixed effects models
Mentré	France	Model evaluation in nonlinear mixed effect models with illustration in pharmacokinetics
Jaki	Thomas	A flexible non-compartmental approach to estimation of PK parameters
Klingenberg	Bernhard	Inference for marginal proportions in multivariate binary data
Doussau	Adelaide	Dose finding methods in paediatric trials: methods comparison in a temporal framework

J1S12: Diagnostic testing and screening methodology [R: 104]

Skaltsa	Konstantina	Diagnostic threshold estimation in a multistate setting
Regnault	Antoine	Methodological challenges for the evaluation of patient-reported screening tools: example of a neuropathic pain screening tool
Subtil	Fabien	A semi-parametric Bayesian method to estimate the optimal threshold of a biomarker and its credible interval
van Geloven	Nan	How to deal with single or double partial verification when comparing two index tests to a reference test?
Walter	Stephen	Effect of correlated errors between a diagnostic test and its reference standard
Presanis	Anne	Dynamic transmission models of HIV: a Bayesian evidence synthesis

J1S13: Survival and multistate models [R: Philippe Lamour]

Van Houwelingen	Hans	Dynamic prediction of cure
Wolkewitz	Martin	Analysing hospital cohorts with follow-up beyond discharge: importance of time-dynamic models to assess the risk of dying
Sanchez-Niubo	Albert	Heroine use incidence in Spain: a multi-state model for estimation.
Mahboubi	Amel	Estimating cost-effectiveness of health interventions with time-varying effects
Allignol	Arthur	Understanding competing risks: a simulation point of view
Nicolaie **Student Award Winner**	Alina	Vertical modeling: analysis of competing risks data with missing causes of failure

J1S14: Latent variable models [R: 208]

Ferrao	Maria Eugenia	Adjusting for differential misclassification in multilevel models
Farrington	Paddy	Shared frailty models for multivariate serological survey data: interpretation, identifiability and model choice
Proust-Lima	Cecile	Mixed models for longitudinal cognitive aging study
Almansa	Josue	IRT models with censored binary indicators. Application on European lifetime mental health comorbidity assessment.
Christensen	Karl	Validation of scales using graphical models with latent variables
Hardouin	Jean-Benoit	Comparison of classical test and item response theories in health

J1S15: Causal inference [R: 206]

Fischer	Krista	Estimating causal contrasts in RCTs: a comparison of principal stratification and structural mean models
Harbord	Roger	Mendelian randomization: how biased is a simple odds ratio estimator?
le Cessie	Saskia	The problem of detecting intermediate and direct effects
van der Wal	Willem	Iterative inverse probability weighting: more stable and more efficient than standard inverse probability weighting
Laubender	Ruediger P.	Counterfactual responder analysis in parallel group designs using covariates
Zhang **Student Award Winner**	Jing	Semiparametric estimation of causal mediation effects in randomized trials

TUE 31 AUG

9:30-11:00

J2I1: Competing risks and multi-state models [R: 206]

Jacqmin-Gadda & Beyersmann	Helene & Jan	Session organizers
Per Kragh	Andersen	Interpretability and importance of functionals in competing risks and multi-state models
Pierre	Joly	Multi-state models in Epidemiology for interval-censored data
Michael	Koller	Competing Risks And The Clinical Community: Irrelevance Or Ignorance?

J3I1:Developments of risk prediction models [R: Philippe Lamour]

Gerds	Thomas	Session organizer
Cai	Tianxi	Risk prediction with complex studies
Schumacher	Martin	How good are popular risk prediction models?
Steyerberg	Ewout	Prognostic modeling and external knowledge

11:30-13:00

J2S1: Clinical trials [R: Philippe Lamour]

Wason	James	Minimising the maximum expected sample size in two-stage trials with continuous outcomes
Kimani	Peter	Practical guidelines for adaptive seamless phase II/III clinical trials based on predictive power
Pfirrmann	Markus	Bootstrap resampling based on predictive factors and independent patient samples to explain differences in survival probabilities between two leukaemia studies
de Hoop	Esther	Balance in small cluster randomized trials: minimization versus unrestricted randomization, matching and stratification
White	Ian	Uses and limitations of multiple imputation when estimating the treatment effect in randomised trials

J2S2: Causal Inference [R: 101]

Bekaert	Maarten	On model selection in causal inference
Palmer	Tom	Instrumental variable estimation of the causal risk ratio in cohorts
Peelen	Linda M	Performance measures for survival prediction: overview & application
O'Keeffe	Aidan	Causal inference in longitudinal data analysis: a case study in the epidemiology of psoriatic arthritis
Xiao	Yongling	Comparison of alternative approaches for estimating parameters of marginal structural Cox models

J2S3: Incomplete data [R: 208]

Heinze	Georg	Nonlinear interactions, confounding, and missing values: an interesting case study
Cetinyurek Yavuz	Aysun	A flexible shared frailty model for interval-censored data
Seaman	Shaun	Inverse probability weighting with missing predictors of probability
Ho	Weang Kee	Crossover and parallel group designs in the presence of dropout
Stylianou	Christos	Partial observability in IVF data: does it matter?

J2S4: Prediction [R: 206]

Vergouwe	Yvonne	Dynamic validation and updating of prediction models in clinical decision support systems
Rapsomaniki	Eleni	Comparing the public health benefits of prognostic models used to guide treatment decisions
Geskus	Ronald	Cumulative incidence logistic regression
Maucort-Boulch	Delphine	On a measure of information gain for regression models in survival analysis
Ambler	Gareth	Developing risk models for survival outcomes when the number of events is small

J2S5: Bioinformatics [R: 104]

Mukherjee	Rajat	Bootstrapped power enhanced multiple testing
Rippe	Ralph	Scala, a comprehensive statistical framework
de Rooi	Johan	Discovering gene networks using L1 and L0 penalties
Dossat	Nadege	An adaptive thresholding of wavelets coefficients for seldi-tof mass spectra
Zwinderman	Aeilko	Estimation of the repertoire size of t cell based immunicity

WED 01 SEP

9:30-11:00	J2I2: New statistical methods for pharmaco-epidemiology [R: Philippe Lamour]			J3I2: New developments in Bayesian adaptive trials [R: 206]		
	Quantin	Catherine	Session organizer	Dunson	Dave	Session organizer
	Abrahamowicz	Michal	Comparison of alternative statistical models linking drug use with adverse outcomes	Stallard	Nigel	Optimal sample sizes for phase IIb clinical trials
	Farrington	Paddy	Self-controlled case series methods: recent developments and applications	Grieve	Andy	Dose response in Bayesian adaptive designs: Model-based or semi-parametric
	Brookhart	Alan	Methodological challenges in pharmaco-epidemiology	Li	Yisheng	Targeting the PI3K pathway in women's cancers: some practical examples of (the design of) early phase Bayesian adaptive trials
				Chevret	Sylvie	Bayesian Adaptive Trials: A Statistician's dream?
11:30-12:30	**Keynote lecture: Norman Breslow: Clinical trials as a resource for epidemiology: Lessons from the National Wilms Tumor Study [R: Philippe Lamour]**					
12:30-14:00	**Annual General Meeting [R: Philippe Lamour]**					

WED 01 SEP

14:00-15:30

J3S1: Model selection [R: 101]

Rockova	Veronika	Bayesian approach to model selection for binary responses
Laubender	Ruediger P.	Can we predict the treatment effect on patient specific disease trajectories if cause-specific or subdistribution hazards detect treatment effects?
Laubender	Ruediger P.	Comparing two grouped variable selection procedures for predicting two cardiologic outcomes by selecting metabolites
Meijer	Rosa	Efficient approximate leave-one-out cross-validation for ridge and lasso
Boussard	Tina	Identifying predictors of quality using signal detection analysis

J3S2: Prediction [R: 206]

Charvat	Hadrien	Time-interval distribution modelling to detect related infection cases
Birrell	Paul	Bayesian real-time modelling of parallel a/h1n1 epidemics.
Zuithoff	Nicolaas P.A.	Data reduction in prediction research with principal component analysis
Bagnardi	Vincenzo	Log-linear symmetry models applied to reclassification tables to evaluate the added predictive ability of a new marker

J3S3: Incomplete data/ Measurement error [R: 208]

Thiebaut	Anne	The impact of multivariate measurement error in epidemiologic studies
Groenwold	Rolf	Missing covariate data in clinical research: when and when not to use the missing indicator method
Batistatou	Evridiki	Comparison of several regression calibration approaches to correct for bias due to measurement error using reliability data
Grambauer	Nadine	Misspecified Cox analyses of left-truncated time-to-event data: an application to drug-exposed pregnancies
Han **Student Award Winner**	Seungbong	Semiparametric modeling of doubly censored data with an application to prostate cancer

J3S4: Dynamic treatment regimens/ Clinical trials [R: Philippe Lamour]

Buyze	Jozefien	Evaluating dynamic treatment strategies. Is it really more costly?
Michiels	Stefan	Multiple testing of treatment-effect modifying biomarkers in a randomized clinical trial with a survival endpoint
Gaschler-Markefski	Birgit	Sample size determination of overall survival in a three-state model
Hsu	Henry	Composite endpoints with mortality in clinical trials

J3S5: Causal inference [R: 104]

Lisbeth Nørgaard Møller	Lisbeth	An application of a history-adjusted marginal structural model
Waernbaum	Ingeborg	Robust estimation in causal inference: comparing matching on a covariate score to inverse probability weighting and doubly robust estimation
Gall	Christine	Data-generation with time-dependent confounders using only observables
Vansteelandt	Stijn	Estimating direct effects on a dichotomous outcome using logistic structural direct effect models
Emsley	Richard	Mediation analysis with growth mixture modelling

16:00-18:00

J3S6: Diagnostic testing and screening methodology/ Spatial data analysis [R: 208]

Viviani	Laura	Nri index to evaluate added predictive ability of new markers: an adaptation for time-to-event outcomes
Antolini	Laura	Performance of markers for censored failure time outcome: nonparametric approach based on proportions
Brown	Julia	Illness-death models for modelling cardiovascular events
Foulkes	Andrea	A prediction-based classification approach to prioritizing diagnostic testing
Demattei	Christophe	An ordering-based approach for multiple spatio-temporal cluster detection for case event data
Klingenberg	Bernhard	Simultaneous score confidence bounds for risk differences

J3S7: Statistical modeling approaches involving smoothing [R: 101]

Molas	Marek	Cross-classified spline approach for fitting smoothly growth curves
Perperoglou	Aris	Cox models with dynamic ridge penalties and time dependent covariate effects.
Abrahamowicz	Michal	Joint flexible modeling of cumulative and non-linear effects of CD4 cell count on the hazard of HIV progression
Dunkler	Daniela	Nonlinear time-dependent effects in Cox regression with moderate sample sizes
van de Kassteele	Jan	Efficient smoothing of spatio-temporal point processes with application to a q-fever outbreak in the netherlands
Stocken	Deborah	Choice of transformation for modelling non-linear continuous covariates

J3S8: Meta-analyses [R: 104]

Graham	Petra	Utility of Bayesian and frequentist prediction intervals in meta-analyses
Bakra	Eleni	Modelling blood pressure over the life course combining data from different UK cohorts
Verde	Pablo	Extensions of a Bayesian bivariate model for meta-analysis of diagnostic test
Barrett	Jessica	Meta-analysis of survival outcomes using parametric models
Senn	Stephen	Issues in performing a network meta-analysis of controlled trials
Burgess	Stephen	Bias in causal estimates from Mendelian randomization studies with weak instruments

J3S9: Dynamic treatment regimens/ Clinical trials [R: Philippe Lamour]

Wang	Jixian	Analysis of dose-exposure and exposure-response relationship in clinical trial with response-dependent individual dose-adjustment
Lin	Jr-Rung	Statistical methods for targeted clinical trials
Lecoutre	Bruno	Frequentist performance of bayesian inference with response-adaptive designs for dose finding
Van Rompaye	Bart	On the detection of biomarkers for early response and subsequent treatment evaluation in clinical trials
Öhrn	Fredrik	Joint planning of phase II and phase III using Bayesian decision analysis

J3S10: Joint modeling of longitudinal outcome and times-to event [R: 206]

Harkanen	Tommi	Efficacy estimation complicated by non-ignorable use of psychotropics
Hudson	Harold	Semi-parametric methods for survival estimation in semi-Markov models
Sweeting	Michael	Joint modelling of the growth and time-to-rupture of abdominal aortic aneurysms
Copas	Andrew	Joint models for outcome and (the informative) number of measurements
Abrams	Keith	Bayesian modelling of biomarker data to predict clinical outcomes

THU 02 SEP

9:00-11:00	J4I1:Mini-symposium: New approaches to analyse end-stage renal disease (ESRD) data [R: 206/208]		
	Landais	Paul	An introduction to the epidemiology of chronic kidney disease, a model of chronic disease, with a focus on the demand and offer of care for end-stage renal disease and the new challenges for a better aid to public health decision making
	Fortunato	Leo	Geographical epidemiology for chronic diseases: An overview of Bayesian xxx
11:30:12:30	J4I2:Mini-symposium: New approaches to analyse end-stage renal disease (ESRD) data [R: 206/208]		
	Elie	Caroline	Modelling excess mortality (additive model) and relative mortality (multiplicative model) in the context of chronic renal failure.
	Foucher	Yohann	Modelling the multi-state evolution of kidney transplant recipients for improving the prognostic decision.

Poster Sessions:

Poster Session 1: Mon 30 - Tue 31 Aug			
Nonhlanhla	Yende	Factors associated with the rate of increase in CD4+ count over the first two years in patients initiated on haart in Kwazulu Natal, South Africa	1: Joint modeling of longitudinal outcome and times-to event
Zu Eulenburg	Christine	The extended semi-Markov multistate model by Andersen and Keiding to estimate the impact of progression on survival. a practical example of 215 ovarian cancer patients	1: Joint modeling of longitudinal outcome and times-to event
Farnell	Damian	Cross-study inference using calibration samples	2: Diagnostic testing and screening methodology
Good	Norm	A classification approach for creating a normative dataset	2: Diagnostic testing and screening methodology
Hamel	Jean-Francois	Is the oscillometric method reliable to access the ankle-brachial pressure index?	2: Diagnostic testing and screening methodology
Hamel	Jean-Francois	Comparison of pulse wave velocity measurements' repeatability depending on the operator's training.	2: Diagnostic testing and screening methodology
Katsuta	Tomoya	The statically analysis of prognosis factor in acute exacerbation of idiopathic pulmonary fibrosis	2: Diagnostic testing and screening methodology
Macaskill	Petra	Monitoring creatinine to detect early complications post-kidney transplant.	2: Diagnostic testing and screening methodology
Nakas	Christos	Accuracy and cut-off point selection in three-class classification problems	2: Diagnostic testing and screening methodology
Saeki	Hiroyuki	Non-inferiority test for diagnostic tests based on multiple readers	2: Diagnostic testing and screening methodology
Bujkiewicz	Sylwia	Transparent interactive decision interrogator (tidi): an interface for facilitating transparent decision making in health technology assessment (hta)	3: Health economic evaluations
Chen Won Sun	Won Sun	Psychometric properties of the Malay version of the EQ-5D in Malaysia	3: Health economic evaluations
Hoyle	Martin	Improved survival curve fits to summary data for economic evaluations	3: Health economic evaluations
Sato	Hiroki	Cost-effectiveness analysis of neonatal mass screening for severe combined immunodeficiency by quantification of t-cell receptor excision circles	3: Health economic evaluations
Inan	Gul	Comparison of methods for the analysis of incomplete longitudinal count data: a simulation study	4: Incomplete data
Lawo	John-Philip	Handling of values below lloq	4: Incomplete data
Omar	Rumana	Use of multivariate multilevel models to reduce bias when observations are missing not at random	4: Incomplete data
Robaina	Maytee	Analysis of incomplete longitudinal psychiatric data	4: Incomplete data
Yonemoto	Naohiro	Sensitivity analysis for missing data with due to death for developmental outcomes in very low birth weight infants followed-up cohort study	4: Incomplete data
Uemura	Yukari	Estimation of marginal survival probability for dynamic treatment regimes with two thresholds	5: Dynamic treatment regimens
Kuroki	Manabu	Selection of graphical identifiability criteria for causal effects	7: Causal inference
McNamee	Roseanne	Efficacy estimation from survival data with wrong carryover assumption	7: Causal inference
Ohlsson	Henrik	Variation in prescription patterns among health care institutions	7: Causal inference
Sauzet	Odile	Quality of conduct and reporting of rcts in neuropathic pain taken from a systematic review.	7: Causal inference
Hosseini	Sayed Mohsen	Trends of creatinine among patients with type 2 diabetes in isfahan endocrine and metabolism research center (iemrc) between 1997-2007: a longitudinal study	8: Model selection
Klersy	Catherine	Are we clinical epidemiologists or data miners?	8: Model selection
Md. Hasinur Rahaman Khan	Mohammed Hasinur	Penalized regression approaches to variable selection for AFT models in high dimensions	8: Model selection

Poster Session 1: Mon 30 - Tue 31 Aug			
Quantin	Catherine	Empirical comparison of alternative marginal structural models for estimating causal effects of haart therapy on time to hiv progression	8: Model selection
Sanagou	Masoumeh	A two-level risk prediction model for 30-day mortality following cardiac surgery	8: Model selection
Willemsen	Sten	Contrasting two approaches for fitting growth curve data	8: Model selection
Bousquet	Damien	About inference in semiparametric Marshall Olkin distributions	9: Statistical modeling approaches involving smoothing
Grathwohl	Dominik	Zero-inflated models for the analysis of bacteria counts	9: Statistical modeling approaches involving smoothing
Horova	Ivanka	Change points detection of a smooth estimate of a hazard function	9: Statistical modeling approaches involving smoothing
Loeys	Tom	Wavelet-based functional mixed models for the analysis of lateralized readiness potentials	9: Statistical modeling approaches involving smoothing
Gorkiewicz	Maciej	Psychometric scales from cognitive perspective: the reasoning style as outcome	10: Latent variable models
Li	Baoyue	Logistic random effects regression models: a comparison of statistical packages	10: Latent variable models
Menten	Joris	Estimating infection rates from repeated tests without a gold standard	10: Latent variable models
Regnault	Antoine	Development of symptom indices using formative structural equation models: application to the pac-sym questionnaire	10: Latent variable models
Baroukh	Tiba	The psychotherapy practices based research's network	11: Design and analysis of non pharmaceutical trials/device trials
Mohebbi	Mohammadreza	Spatial autocorrelation between geographically referenced observations: geographic distribution esophageal and gastric cancer in caspian region of iran, adjusted for covariates	12: Spatial data analysis
Debray	Thomas	Meta-analysis of clinical prediction rules: incorporating known univariate associations as prior knowledge when analyzing multivariate data	13: Meta-analyses
Knapp	Guido	Precision of one-step versus two-step ipd meta-analysis estimator	13: Meta-analyses
Matsuoka	Nobushige	Improvement of statistical power for detecting publication bias in meta-analysis using clinical trial registration system	13: Meta-analyses
Rucker	Gerta	Effect estimates adjusted for small-study effects in meta-analysis	13: Meta-analyses
Sauerbrei	Willi	A new strategy for meta analysis of continuous covariates in observational studies	13: Meta-analyses
McKinnon	Elizabeth	Exploring informative diversity in SNP-based association studies	14: Genetic epidemiology
Hirakawa	Akihiro	Sample size calculation through the incorporation of heteroscedasticity and dependence for a penalized t-statistic in microarray experiments	15: Bioinformatics
Naudet-Briand	Benedicte	Impact of noise on the detection of copy-number variations in array cgh measurements	15: Bioinformatics
Bouwmeester	Walter	A comparison between multilevel and standard logistic regression analysis for predicting clustered patient outcomes	16: Prediction
Combescure	Christophe	Prognostic performances binary factors: prognostic ROC (PROC) curves	16: Prediction
Esteban	Luis Maricano	Evaluating the predictiveness of new biomarkers in prostate cancer recurrence	16: Prediction
Huang	Liping	Evaluating traditional and tree-structured survival model performance	16: Prediction
Jose A.	Vilar	Forecasting age-specific breast cancer mortality: a new nonparametric functional approach	16: Prediction
Lu	Difei	Prognostic models based on literature and individual data: a Bayesian method with data augmentation	16: Prediction
Wolbers	Marcel	Cd4 cell slope and aids — a case study in longitudinal data analysis	16: Prediction
Worby	Colin	MRSA transmission in general hospital wards using hidden Markov models	16: Prediction
Zarcone	Maurizio	Grey modeling on breast cancer data in Sicily (I)	16: Prediction
Almendra-Arao	Felix	Behavior of the asymptotic pooled z-statistics	17: Clinical trials
Barry	Sarah	The Scottish health informatics programme (ship): can electronic patient records inform clinical trial endpoints?	17: Clinical trials
Chin-Fu Hsiao	Chin-Fu	A consistency approach to evaluation of bridging studies and multiregional trials	17: Clinical trials
Gerlinger	Christoph	Considerations on what is meant by “qualified statistician” in regulatory submissions [ISCB SiRA SC]	17: Clinical trials
Glass	Aenne	Stratified randomization in clinical trials: advantage in balance of a prognostic factor	17: Clinical trials
Hartley	Benjamin	Phase II-III adaptive design with dose selection & non-inferiority test	17: Clinical trials
Hirakawa	Akihiro	A practical comparison of response-adaptive randomizations in clinical trials with binary responses	17: Clinical trials

Poster Session 1: Mon 30 - Tue 31 Aug			
Kawaguchi	Atsushi	Stratified multivariate Mann-Whitney estimators for the comparison of two treatments with randomization based covariance adjustment	17: Clinical trials
Mizuki Yoshida	Mizuki	A stochastic curtailment method based on the weighted log-rank test for delayed treatment effects	17: Clinical trials
Mordenti	Giacomo	Bayesian adaptive randomization in early development oncology	17: Clinical trials
Peacock	Janet	Communicating the disadvantage of dichotomisation to the trialist: comparative tables of sample sizes.	17: Clinical trials
Rauch	Geraldine	Sample size calculation for the assessment of composite endpoints and its components	17: Clinical trials
Rebora	Paola	Sample size formula for one-arm trials with recurrent events	17: Clinical trials
Schmidli	Heinz	Using historical data in the analysis of multiple sclerosis trials	17: Clinical trials
Tanguy	Jerome	Strengths, weaknesses of different statistical models to analyse recurrent events	17: Clinical trials
Viala-Danten	Muriel	The interpretation of patient-reported outcome data: a challenge for statisticians?	17: Clinical trials
Frøslie	Kathrine Frey	Is the association between bmi and birthweight mediated by interleukins?	18: Epidemiology
Hassanzadeh	Akbar	Compare of lecturing and role playing on knowledge and performance of high school students in first aid at emergency scene	18: Epidemiology
Jung	Sun-Young	Estimation of excess hospitalization due to seasonal influenza using nationwide claims database	18: Epidemiology
Kato	Mai	Analyzing psychiatric data adjusting confounders and practice effects	18: Epidemiology
Sypsa	Vana	Estimation of epidemiological parameters for pandemic influenza a/h1n1 from surveillance data	18: Epidemiology
Turkiewicz	Aleksandra	Confidence intervals for rates based on estimated person-time at risk	18: Epidemiology
Wilson	Douglas	Cusum-assessed personalized hypotensive treatment surveillance.	18: Epidemiology
Aghdam	Rosa	A bidirectional Bayesian Monte Carlo and a clustering approach for estimating parameters of a profile hidden Markov models	19: Methodology
Ejlali	Nasim	A bidirectional model in linear memory for hidden Markov model	19: Methodology
Gajda	Dorota	KL divergence and L1 norm for importance sampling combined with MCMC in Bayesian simulation study.	19: Methodology
Jackson	Dan	Identifying influential observations in Bayesian models using Monte Carlo Markov chain	19: Methodology
Kalema	George	Psuedo-likelihood methodology applied to longitudinal count data	20: Multilevel
Tamaki	Junko	Assessing the impact of urinary salt and potassium excretion on blood pressure levels with generalized estimating equations using the longitudinal worksite study database: the high-risk and population strategy for occupational health promotion (hipop-ohp) study	20: Multilevel
Yadegarfar	Ghasem	Predictors of longitudinal change in systolic and diastolic blood pressure: an application of multilevel modeling	20: Multilevel
Antolini	Laura	Comparing sub-distribution hazards by a log-rank approach	21: Survival analysis and Multistate models
Jang	Eun-Jin	Excess mortality associated with seasonal influenza in Korea during 1997-2008 influenza seasons	21: Survival analysis and Multistate models
Lauseker	Michael	Comparison of three approaches of modelling cause-specific hazards in the context of myelodysplastic syndrome	21: Survival analysis and Multistate models
Rouam	Sigrid	Selecting genomic markers for survival analysis: a pseudo-r2 measure designed for non proportional hazards response	21: Survival analysis and Multistate models

Poster Session 2: Wed 01 - Thu 02 Sep			
Janousova	Eva	Current leukaemia-free survival in cml patients treated with imatinib	1: Joint modeling of longitudinal outcome and times-to event
Lee	Mei-Ling Ting	Comparison of threshold regression to accelerated failure time models	1: Joint modeling of longitudinal outcome and times-to event
Ahmad Zaki	Rafdzah	A review of statistical methods used to assess agreement in medicine	2: Diagnostic testing and screening methodology
Boda	Krisztina	Assessing agreement between two simultaneous measurements for in vivo tonometric study with multiple observations per individual	2: Diagnostic testing and screening methodology
Clements	Mark	Estimation of the prevalence of metastatic cancer using the miamod model	2: Diagnostic testing and screening methodology
Hosseini	Sayed Mohsen	Iranian risk model for diabetic retinopathy	2: Diagnostic testing and screening methodology
Kada	Akiko	Characterising diagnostic performance with combining several continuous test results	2: Diagnostic testing and screening methodology
Majek	Ondrej	Provider profiling in a screening programme using hierarchical model	2: Diagnostic testing and screening methodology
Szymański	Andrzej	Correlation between gerontological bother and the preference system - investigated by means of fuzzy statistics	2: Diagnostic testing and screening methodology
van Zwet	Erik	Specificity and sensitivity in the absence of a golden standard	2: Diagnostic testing and screening methodology
Willis	Brian	Investigation of heterogeneity in meta-analyses of diagnostic tests	2: Diagnostic testing and screening methodology
Doherty	Dorota	Pregnancy complications and outcomes as a Markov model	3: Health economic evaluations
Dunger-Baldauf	Cornelia	Comparing minimum important differences to observed treatment effects	3: Health economic evaluations
Etienne	Kaelin	3-dimensional pictogram of risk measures in epidemiology	3: Health economic evaluations

Poster Session 2: Wed 01 - Thu 02 Sep			
Siani	Carole	The handling of uncertainty around the incremental cost-utility ratio accounting for mapping interpolation using bootstrap metods	3: Health economic evaluations
Kyr	Michal	Constructing a long-time 15-year disease model of brain atrophy in patients with multiple sclerosis utilizing short-time data from a 4-year longitudinal study using linear mixed effects models: effect of apoe ε4 genotype on brain atrophy	4: Incomplete data
Sanchez-Niubo	Albert	Row and column effects association model for incomplete tables of drug use	4: Incomplete data
Vesin	Aurelien	The use of multiple imputation on a worldwide survey to identify risk factors of job strain in intensive care workers	4: Incomplete data
Yonemoto	Naohiro	Sensitivity analysis for missing data with due to death for developmental outcomes in very low birth weight infants followed-up cohort study	4: Incomplete data
Kvaloy	Jan Terje	Analysing clinical state transitions during cardiopulmonary resuscitation	5: Dynamic treatment regimens
Glass	Tracy	Causal models for the impact of time-updated adherence to antiretroviral therapy on clinical outcomes in hiv-infected individuals	7: Causal inference
Pirracchio	Romain	Evaluation of the propensity score methods in case of small sample size or low treatment prevalence	7: Causal inference
Vourli	Georgia	Performance of the marginal structural models under various scenarios of incomplete marker's value: a simulation study	7: Causal inference
Cvancarova Småstuen	Milada	Modelling time to event in the presence of competing risk – three different approaches applied to a large registry base data	8: Model selection
Gatto	Maria Gosaria Antonella	An application of cluster analysis to the anatomical distribution of 6 periodontal pathogens.	8: Model selection
Maracy	Mohammad	Factors related to readmission of psychiatric inpatients in noor hospital, Isfahan, Iran 2004-2009	8: Model selection
Pavlik	Tomas	The importance of regression diagnostic tools in Cox modelling	8: Model selection
Napier	Gary	Modelling obesity in Scotland	9: Statistical modeling approaches involving smoothing
Oliveira	Pedro	Individual control charts with varying limits	9: Statistical modeling approaches involving smoothing
Rousson	Valentin	A comparison of nonparametric fits applied to seasonal indicators used in case of heat wave alarm in Switzerland	9: Statistical modeling approaches involving smoothing
Blanchin	Myriam	Analysis of longitudinal patient reported outcomes with missing data	10: Latent variable models
Hamel	Jean-Francois	Rasch models to detect a group effect for patients reported outcomes	10: Latent variable models
Kifley	Annette	Multilevel latent variable models for global health-related life quality	10: Latent variable models
Roberts	Chris	The analysis of non-pharmacological therapy trials in which patients receive treatment from more than one care-provider	11: Design and analysis of non pharmaceutical trials/device trials
Carrasco	Josep	Measuring FMRI reliability accounting for spatial autocorrelation	12: Spatial data analysis
Combescure	Christophe	Meta-analysis of binary outcomes from two-by-two tables when the length of follow-up varies	13: Meta-analyses
Julious	Steven	Investigating homogeneity of treatment effects in clinical studies with application to meta-analysis	13: Meta-analyses
Roloff	Verena	Assessing the potential impact of future studies on a meta-analysis, with implications for planning new research	13: Meta-analyses
Trajkovic	Goran	Detecting reporting bias by comparing the study reports with the reanalysis of published individual patient data	13: Meta-analyses
Tripathi **Scientist Award Winner**	Chandra Bhushan	Tau & amyloid in diagnosis of Alzheimer's disease (ad): a meta-analysis	13: Meta-analyses
Youdom Whegang	Solange	Unbalanced multiple treatment- meta-analysis of clinical trials with an ordinal primary outcome and repeated measurements	13: Meta-analyses
Freitas	Sonia	Risk of coronary disease conferred by the association of the cc locus 9p21 variant with smoking	14: Genetic epidemiology
Mehlig	Kirsten	Cholesteryl ester transfer protein (cetp) taq1b polymorphism, hdl-cholesterol, alcohol consumption and the risk of coronary heart disease	14: Genetic epidemiology
Wietlicka-Piszcz **Scientist Award Winner**	Magdalena	The classification of liver tissues based on microarray data	14: Genetic epidemiology
Cwiklinska-Jurkowska	Malgorzata	Performance of liver cancer recognition for cirrhotic patients based on micro-array experiments	15: Bioinformatics
Enki	Doyo Gragn	On the divisive hierarchical clustering of genes	15: Bioinformatics
Wolińska-Welcz	Anna	Grade exploration of clinical data with reference to monotone dependence	15: Bioinformatics
Ana Luisa Papoila	Ana	Using GAMS to find cutpoints for continuous covariates	16: Prediction

Poster Session 2: Wed 01 - Thu 02 Sep			
Bogavac-Stanojević **Scientist Award Winner**	Nataša	The discriminative ability of novel biomarkers in risk prediction for coronary artery disease	16: Prediction
Bonnet	Laura	Developing a prognostic model for epilepsy data	16: Prediction
Collignon	Olivier	A simultaneous stepwise variable selection and clustering algorithm to predict the dose of peanut triggering reactions in allergic patients	16: Prediction
Henriques	Carla	Maternal bmi, weight gain and iom weight gain recommendations in the prediction of obstetric outcomes	16: Prediction
Hoffmann	Verena	Prediction of treatment outcome in cml by use of three recursive partitioning methods: CART, bagging and random forests	16: Prediction
Rossa	Agnieszka	Mortality forecasting based on the modified Lee-Carter methodology	16: Prediction
Schafer	Juliane	Predicting short-term outcome in emergency department patients with non-specific complaints by boosting additive logistic regression	16: Prediction
Torres	Juan	Efficiency of stroke clinical trials with ordinal outcomes: a simulation study	16: Prediction
Borgulya	Gabor	Paired samples bootstrap tests of means without normality assumption	17: Clinical trials
Chehrazi	Mohammad	Bayesian analysis application and advantages in sperm biology researches, a practical example	17: Clinical trials
Close	Nicole	Is it intention to treat analysis or are we just fooling everyone?	17: Clinical trials
Friede	Tim	Blinded information-based monitoring of clinical trials	17: Clinical trials
Gaus	Wilhelm	Validity of results of controlled, not-randomised studies	17: Clinical trials
Hunt	Devin	Statistical analysis validation techniques and the often overlooked clinical review process	17: Clinical trials
Kanik	Emine Arzu	Using similarity index to evaluate baseline homogeneity before and after randomization in clinical trial	17: Clinical trials
Karapanagiotou-Schenkel	Irini	Phase II, two-stage, single-arm cancer clinical trial – waiting or overrunning?	17: Clinical trials
Kunz	Cornelia	Stochastic Curtailment for Two-stage Designs with One or Two Endpoints	17: Clinical trials
Lingsma	Hester	Between-center differences in outcome after traumatic brain injury:	17: Clinical trials
Potschgerq	Ulrike	Design of a randomised trial for the comparison of different treatment durations	17: Clinical trials
Reiczigel	Jenő	Estimation and testing of risk ratio adjusted for sensitivity and specificity	17: Clinical trials
Teerenstra	Steven	A simple sample size formula for analysis of covariance in cluster randomized trials	17: Clinical trials
Tiwari	Jawahar	Islet cell transplantation for the treatment of type 1 diabetes	17: Clinical trials
Uemura	Kohei	A Bayesian sample size re-estimation method accounting for a prior information of treatment difference	17: Clinical trials
Zain	Zakiyah	Deriving an estimator for the correlation between two logrank statistics	17: Clinical trials
Carla	Nunes	The characteristics of first 5 months h1n1 cases in Portugal	18: Epidemiology
Gefeller	Olaf	How can the responsibility for the occurrence of disease be shared between different risk factors in occupational epidemiology?	18: Epidemiology
Gillaizeau	Florence	Relationship between antibiotic consumption and resistance: comparison of three transfer function models on five-year data from a French university hospital.	18: Epidemiology
Perera Chang	Manuel	Characterizing the ideal renal replacement therapy	18: Epidemiology
Pfahlberg	Annette	Confidence intervals for the partial attributable risk	18: Epidemiology
Valeria	Edefonti	The effect of weather conditions in patients suffering from chronic masticatory muscle pain	18: Epidemiology
Yuen	Ho Ming	Are we given a longer duration of treatment for depression? A study of changes over time using the gprd	18: Epidemiology
Sugar	Elizabeth	Accounting for non-Gaussian distributions in statistical modeling	19: Methodology
Welcz **Scientist Award Winner**	Anna	Grade exploration of clinical data with reference to monotone dependence	19: Methodology
Zhu	Qi	A Bayesian Markov chain based heteroscedastic regression model for the analysis of O-labelled mass spectra	19: Methodology
Bizjajeva	Svetlana	Indications for hip and knee replacement in Sweden	20: Multilevel
Diya	Luwis	A multivariate multilevel model for health outcomes	20: Multilevel
Mutsvari	Timothy	Correcting for misclassification for a binary outcome using differential sensitivity and specificity with an application In dental research.	20: Multilevel
Bouliotis	George	Survival frailty models in public dental health: assessing visits to Scottish dental surgeries	21: Survival analysis and Multistate models
Metcalfe	Chris	Estimating the temporal association between two series of events	21: Survival analysis and Multistate models
Mwangi	Ann	Causal inference for survival times with informative censoring & missing exposure	21: Survival analysis and Multistate models
Tanaka	Sachiko	Approximated likelihood method for analysis of interval-censored data with measurement error	21: Survival analysis and Multistate models

ISCB31 Montpellier 2010: Conference Awards for Scientists (CAS)

From Julia Singer

This year, there were 6 applications from 4 countries (India, Poland, Romania and Serbia) which arrived before the extended deadline for submission. There were more applications sent after this date which could not be accepted for evaluation.

Although the terms of references were re-formulated recently in order to indicate clearly that applications which contain routine analyses of data are not encouraged by the ISCB, there were still some applications of this type. Therefore, only 4 awards were granted this year.

The authors of the award-winning abstracts are as follows (in alphabetic order). The travel support (this is a new special supplement for first-time attendants) was granted to Nataša Bogavac-Stanojević (Serbia).

Nataša Bogavac-Stanojević	Serbia	The discriminative ability of novel biomarkers in risk prediction for coronary artery disease
Chandra Bhushan Tripathi	India	Tau & amyloid in diagnosis of Alzheimer's disease (AD): A Meta-analysis
Anna Welcz	Poland	Grade Exploration of Clinical Data with Reference to Monotone Dependence
Magdalena Wietlicka-Piszcz	Poland	The classification of liver tissues based on microarray data

ISCB31 Montpellier 2010: Student Conference Awards (SCA)

From KyungMann Kim

This year, there were 18 Student Conference Award (SCA) applications: 7 from UK; 3 from USA; and 1 each from Austria, Belgium, Germany, India, Israel, Malaysia, the Netherlands and Spain.

This year three students were selected by the SCA subcommittee (Chair, KyungMann Kim; Members, Carl-Fredrik Burman, Nadine Grambauer (2008 SCA winner), Ulrich Mansmann, Bianca de Stavola, Vana Sypsa, Jean-Christophe Thalabard, Emmanuel Lesaffre as Programme Chair) based on the submitted abstract and summary of the paper from each applicant. I would like to take this opportunity to thank the Subcommittee members and Emmanuel for their contribution.

This year's Student Conference Awardees are given below along with their affiliation and the title of presentation:

Seungbong Han	USA	University of Wisconsin-Madison	Semi-parametric Modelling of Doubly Censored Data with an Application to Prostate Cancer
Alina Nicolaie	The Netherlands	Leiden University	Vertical Modelling: Analysis of Competing Risks Data with Missing Causes of Failure
Jing Zhang	USA	Brown University	Semi-parametric Estimation of Causal Mediation Effects in Randomized Trials

Please join me in congratulating them. I look forward to seeing their presentations during the Conference and hope to see as many of you at the contributed sessions of their presentations.

Book Review by Tiberiu Postelnicu (RO)

Oleg Demin, Igor Gorayanin	Kinetic Modelling in Systems Biology	CRC (2009) 978-1584886679

The book introduces the basic biological cellular network concepts in the context of cellular functioning, explains the main aspects of the Edinburgh Pathway Editor (EPE) software package, and discusses the process of constructing and verifying kinetic models. This book, organized into nine chapters, provides an overview of the method of kinetic modeling in systems biology, including practical applications.

Chapter 1 is an introduction which gives a historical overview of knowledge management and mathematical modeling in biology. It emphasizes the importance of computational techniques in reducing and guiding experimental design and data analysis. Chapter 2 introduces the basic biological cellular network concepts (DNA, genes, proteins, regulatory mechanisms) in the context of cellular functioning. Different types of visual categories and graphical standards are presented. It describes the process of pathway reconstruction in detail.

Chapter 3 presents the EPE software package with the main concepts explained in detail. The EPE is extensively used throughout the book for pathway visualization and illustration. In Chapter 4 the process of construction and verification of kinetic models is presented. The basic principles of kinetic model construction, development of a system of ordinary differential equations describing the dynamics, and derivation of the rate law for biochemical reactions are discussed. We find also the verification of kinetic model using in vitro and in vivo experimental data.

Chapter 5 is an introduction to DBSolve. There are many stand-alone software packages available for systems biology and kinetic modeling. Most are available as a result of the efforts of the SBML (Systems Biology Markup Language) community. DBSolve is a software environment for creation, analysis and visualization of kinetic models of biological process. In the last ten years, DBSolve has been extensively used in Moscow State University to create hundreds of kinetic models for both research and teaching. This chapter contains only a minimal description of the menu, for further details on the program interface, it is possible to use the DBSolve manual which is available on the book CD and on the Web site www.insysbio.ru. In Chapter 6 ("Kinetic Modelling of Enzymes and Transporters") the basic principles of modeling of individual enzymes and transporters are discussed. Development of kinetic models for some enzymes, it is illustrate the basic principles of kinetic description of enzymatic reactions namely, how kinetic data measured under different conditions (pH, temperature and others)can be combined to construct a quantitative description predicting the kinetic behaviour of the enzyme and transporter under any set of conditions.

In Chapter 7 ("Pathways Kinetic Modelling") a detailed explanation of how to construct kinetic models of intracellular systems on the basis of models of individual enzymes is given. To illustrate this approach, kinetic models of the mitochondrial Krebs cycle and the Escherichia coli branched-chain amino acid biosynthesis are presented. Chapter 8 ("Kinetic Models of Organelles") illustrates how the principles of kinetic modeling described in detail in previous chapters can be applied to collect all the available information on energy metabolism of whole organelles, to construct a kinetic model and predict response of the organelle to changes in external conditions.

In Chapter 9 ("Applications of Kinetic Modelling") several example applications are presented, ranging from drug safety mechanisms, to multiple target identification analysis for Mycobacterium tuberculosis and optimization of E. coli amino acid biosynthesis for isoleucine and valine production . On a companion CD, the EPE v 1.0 installation can be found, with pathway diagrams from this book. All models from this book are available on CD in Dbsolve SLV (file extension associated with a content management system called Silva) and SBML (Systems Biology Mark-up Language) formats.

This book will help the reader to understand the kinetic modeling approach, apply it to solve real-life problems, and give the opportunity to think about future challenges. It also illustrate how to apply the principles of kinetic modeling to perform various functions. The final chapter focuses on applications of kinetic modeling in biotechnology and biomedicine.

ISCB31: Montpellier, France: AGM Agenda

From David W. Warne

The Annual General Meeting (AGM) will be held on Wed 01 September 1230-1400 in "Amphithéâtre Philippe Lamour" at the ISCB31 Conference Site, Montpellier. The draft agenda is the following:

1 President's report
2 Treasurer's report
3 Subcommittee reports and motion for continuation:
3.1 Conference Organising
3.2 Education
3.3 Epidemiology
3.4 Membership
3.5 National Groups
3.6 Student Conference Awards
3.7 Statistics in Regulatory Affairs
3.8 Vaccines
4 Update about future ISCB meetings: 2011 Ottawa, and 2012 Bergen, and news about 2013 and 2014, Munich and Vienna.
5 Any Other Business

ALL participants of the meeting, even newcomers to ISCB are, by definition, full ISCB members and are most welcome to attend the AGM. Please take part!

Book Review by Gaj Vidmar (Slovenia)

D. C. Hoaglin, F. Mosteller and J. W. Tukey	Exploring Data Tables, Trends, and Shapes	Wiley (2006) 0-470-04005-x

The book (EDTTS) is a commendable product of the publishing concept of making seminal works in statistics widely available through a paperback reprint of an original published two or more decades ago (in this case in 1985). As stressed in its preface and implemented through regular referencing, it is the second part of a two-volume monograph on exploratory and robust methods of which the first part is Understanding Robust and Exploratory Data Analysis (UREDA, from 1983) by the same editors. EDTTS is therefore even more worthy and interesting when read together with the volume it extends and complements, but as rightfully claimed in its preface, it is also useful as a self-contained volume. It may be my misjudgement or a trivial impression, but I find EDTTS to withstand time even better than UREDA, whereas both do so far better than their famous predecessor EDA (Exploratory Data Analysis by J.W. Tukey from 1977).

The book spans eleven chapters by twelve authors, of whom the largest contributor is D.C. Hoaglin, who authored two and co-authored a further two, while F. Mosteller co-authored two and J.W. Tukey one chapter. The first chapter of the book, authored by another giant, P. Diaconis, stands apart since it discusses theories of data analysis "from magical thinking through classical statistics" rather than a particular exploratory and/or robust method. Naturally, contemporary statistics, social science and philosophy can add a lot to this topic, but I do not know of a comparably short yet enlightening essay. The next three chapters (Fitting by organized comparisons: the square combining table; Resistant non-additive fits for two-way tables; Three-way analyses) are inter-related and all present alternatives or extensions to the median polish method, introduced in UREDA. The fifth chapter (Identifying extreme cells in a sizable contingency table: probabilistic and exploratory approaches) shifts attention to count data. The sixth (Fitting straight lines by eye), seventh (Resistant multiple regression, one variable at a time) and eight chapter (Robust regression) focus on regression, while the concluding three chapters are devoted to analysis of both discrete and continuous distributions (Checking the shape of discrete distributions; Using quantiles to study shape; Summarizing shape numerically: the g-and-h distributions).

The common part of the preface to EDTTS and UREDA states that "mathematical prerequisite for the reader is not high". The meaning of such assessments (be it from book authors or reviewers) is extremely relative, but I can fully concur with its sequel that "the less well prepared" can "skip along, omitting parts that require too much background or too much mathematics" (and still benefit greatly from the book). Therefore, my assessment of the reprinted edition of EDTTS is limited to the strictly applied, contemporary-user-of-statistics point of view. Different reviews of the original edition can be found in Thode (1986), Thiele (1987) and Lissitz (1988).

In general, I see the main underexplored value of the methods presented in the book in the industrial setting and in the information visualisation field. In line with the former potential, Minitab is the first and still the only one among major statistical packages with a so-called canned implementation of EDA beyond mere boxplots and steam-and-leaf displays (within the EDA menu, which includes median polish and resistant line), yet it is still far from covering all the methods presented in EDTTS and UREDA. Arguably, the whole point of exploratory and robust methods is in the optimal compromise between complexity and simplicity; and anyone interested enough should be competent enough to code the methods themselves (in Minitab or Stata or whichever package); and R contains median polish within the stats package, thus considering it among the core or standard methods, while there is plenty of robust regression within the preloaded MASS package, rootograms are in the well-known vcd package, etc. Yet, if one asks Google for "confidence aperture plot" (one of the variants of "leveled confidence-interval plot" from chapter nine, depicting both individual and simultaneous confidence intervals), only the reproduction of figure 9-14 from EDTTS turns up within H. Wainer's latest book on data visualisation, and nothing else. Apparently, this is another example of visionaries' ideas still awaiting wide acceptance, because I can only quote Wainer that "Hoaglin, Mosteller and Tukey thought enough of this idea to feature it on the cover of their book" (this refers to the original edition) while "the worth of such schemes will require some visual experimentation with formats, some experience to overcome the older conventions, and the careful consideration of the questions that the display is meant to answer". The point is that neither the reproduced format (which is called "pencil-point aperture"), nor the other three ("bars and stars", "dotted aperture" and "arrowed aperture", nor any post-original variant has been promoted, let alone tried out so far.

Above, I picked just a small piece of the mosaic, concentrating on data visualisation, which I am most (or only) competent for. Of course, there are other and different interesting pieces to pick from EDTTS, such as the main message from chapter six that eye-balled regression lines follow the slope of the major axis closer than the slope of the least-squares regression line. So at least graduate students intuitively realise that predictors in regressions are mainly not as free from measurement error as they are supposed to be? Arguably, the two lines do not differ all that much, like the conclusions of analysis of variance often do not differ all that much from those of the methods for two-way tables presented in EDTTS and UREDA, but the earthly desire to have robust exploratory tools at hand is outside the academic debates on whether and when statistical inference should be parametric or nonparametric, resampling or simulation based etc.

Just like in any mosaic, there are less interesting or more dispensable parts in EDTTS, which probably applies for the two relatively mathematical chapters on robust regression, simply because there are many newer dedicated books (and lots of modern software) available. But even those chapters, like the whole book, can be read as a guide to statistical consulting since they present a wealth of original and reviewed examples of addressing real scientific problems.

To summarise, I recommend the book to anyone dealing with statistics having time and interest in non-obligatory things, historical aspects and peculiarities, i.e., looking for the details and the big picture out of sheer curiosity.

References:

Thode Jr., H.C. (1986). Review of Exploring Data Tables, Trends, and Shapes by David C. Hoaglin; Frederick Mosteller; John W. Tukey. Technometrics, 28 (4): 399-400.
Thiele, H. (1987). Book Review: Hoaglin, D. C., F. Mosteller, J. W. Tukey (Eds): Exploring Data Tables, Trends, and Shapes, John Wiley & Sons, New York - Chichester - Brisbane - Toronto - Singapore 1985, XVIII, 527 S. Biometrical Journal, 29 (2): 249-250.
Lissitz, R.W. (1988). Book Reviews: Exploring Data Tables, Trends, and Shapes David C. Hoaglin, Frederick Mosteller, and John W. Tukey (Eds.) New York: Wiley, 1985. xxii + 527 pp. Journal of Educational and Behavioral Statistics, 13 (2): 183-187.

Book Review by Chris Metcalfe (UK)

Richard J. Hayes, Lawrence H. Moulton	Cluster Randomised Trials	CRC (2009) 978-1584888161

With Cluster Randomised Trials, Hayes and Moulton aim to equip a broad readership with the ideas and skills necessary to plan, conduct and analyse such studies.

The book is divided into four parts, Part A covering "Basic Concepts" where the distinctive features of a cluster randomised trial are described, including an early introduction of the key issue of between cluster variation. The advantages (e.g. reduced contamination) and disadvantages (e.g. difficulty in concealing allocation) of the random allocation of clusters are weighed up, making it clear for which research questions cluster randomised trials offer advantages.

Part B covers "Design Issues" such as the pair-wise matching of clusters to avoid imbalance on important covariates between the study arms. This particular issue is considered at length, as many cluster randomised trials include only a handful of clusters allowing such imbalance to occur despite the random allocation. The rather limited range of contexts in which pair-wise matching is more efficient than the alternative of a stratified design is demonstrated with the detailed proof, here as elsewhere, likely to be of particular use to those teaching this material. Random allocation and sample size calculations are each the subject of their own chapters, with unrestricted and restricted randomisation methods neatly considered in terms of the possible permutations of clusters between study arms. As a valuable resource, sample size formulae are provided for different outcome measures, for situations where the cluster size is expected to vary, for situations where the between-cluster variation is expected to differ across study arms, and for equivalence trials. Taking a more pragmatic view, the smallest number of clusters with some chance of providing useful results is also considered! This section concludes with a description of newer study designs such as the cluster cross-over and the stepped wedge.

Part C is dedicated to the analysis of data from cluster randomised trials. For unmatched and pair-matched study designs in turn, two broad approaches are considered. For studies involving a small number of clusters, the unweighted analysis of cluster-level summaries is recommended as the more robust approach. In this case a two-stage approach is proposed for covariate adjustment, with cluster-level residuals from a first-stage individual data analysis being used as the data points in a second stage analysis addressing the study question. T-tests and non-parametric equivalents are demonstrated as straightforward methods of analysing the cluster-level data points, with a worked example of a permutation test also provided. With fifteen or more clusters per study arm there are advantages to the analysis of individual data points using methods which accommodate within cluster correlations. This approach naturally allows for variations in cluster size, allows adjustment for covariates in a single-stage analysis and, where a random effects model can be applied, estimates both the within and between cluster variation. The difficulties with constructing a random effects model for the analysis of a binary outcome measure are spelled out, and generalised estimating equations (GEE) proposed as an alternative.

Part D completes the book with consideration of ethical issues, data monitoring and the reporting of the findings. Whilst there is a great deal of overlap in content, Cluster Randomised Trials is a longer book than the earlier text by Klar and Donner (2000). This allows detailed introductions to each concept and plentiful worked examples, making the material accessible to a wide readership. In this vein, the section on statistical analysis is underpinned by a number of demonstrations using the Stata statistical package, with the example datasets downloadable in Stata format from the book's website (www.clusterrandomisedtrials.com). If anything the authors err on the side of occasionally labouring an issue, or of providing too many rather than too few examples.

The book has what might be seen as shortcomings. Firstly, use of Stata is assumed, with the data files not being currently available to download in a text format. Secondly, the book makes reference to a surprisingly short list of previous works, and several papers I have referred to repeatedly whilst planning studies or teaching are not included. Thirdly, only naturally occurring clusters are considered, with no examples of participants being brought together into clusters for the purposes of interventions such as group psychotherapy. Fourthly and most apparent, the authors have focussed almost exclusively on cluster randomised trials conducted in the developing world. For example, in the section on design issues there is extensive consideration given to the division of geographical regions into coherent clusters, and the practical, political and social issues encountered in the random allocation of such clusters to different treatments. Situations more likely to be encountered by a European or North American readership, such as the recruitment and random allocation of primary care practices or of schools, are hardly considered at all. On the positive side, the narrow focus on trials conducted in the developing world allows the authors to speak from an area of application in which they are internationally recognised experts, and allows complex topics to be demonstrated without the need to introduce further background information.

In my opinion the comprehensive coverage and the clarity of the writing more than outweigh these limitations. In Cluster Randomised Trials the authors have achieved their aim in providing a suitable introduction to even the more advanced issues for everyone involved in the planning, conduct and analysis of these studies.

Reference

Klar N, Donner A. (2000). Design and Analysis of Cluster Randomisation Trials in Health Research. London: Arnold.

Book Review by Simon Day (UK)

Eric Stallard, Kenneth G. Manton and Joel E. Cohen	Forecasting Product Liability Claims	Springer (2002) 0387949879

This is a somewhat unusual book. In summary, it is about a particular analysis of a particular problem: namely how many product liability claims were likely to need to be settled in the future. This was (in this case) important because a fixed sum of money had been set aside to settle any (and all) claims that might arise. And, of course, none of us likes to run out of money! The book, therefore, is a case study; a very detailed case study, of a very complex case; hence running to nearly 400 pages.

Chapter 1 (15 pages) introduces the case and it is probably helpful, here, to summarise what it was about. (There is also a similar length preface written by the judge in the case which also helps set the scene.) Asbestos causes a health hazard; we know that now but it was not well known many years ago when many asbestos manufacturers were making good money from the product. When this became clear, one of the major producers in the US (the Johns-Manville Corporation) set up a trust fund to pay awards resulting from litigation cases. Part of the problem for the courts awarding compensation was only knowing how much money had been set aside, not how many claims were likely to ensue. Many of the eventual valid claimants were not even suffering any ill-effects when the trust fund was initially set up and when the earlier claims were already being settled.

Chapter 2 covers some background epidemiology of asbestos – and also some basics of epidemiology (definitions of odds ratios, relative risks, etc.) This begins as a rather "abstract" chapter – not really using real example datasets which is a pity since the authors have such rich datasets to hand. However, the latter half of the chapter does start to use "real" data so we get a better feel for the problem to be addressed. The chapter covers designs issues (as well as basic analysis) with, I thought, a very good discussion of various advantages and disadvantages of prospective and retrospective studies.

There are then two substantive sections of the book looking at two different approaches to tackling the problem: The first uses direct estimates of exposure based on a study of labour force data by IJ Selikoff (Disability Compensation for Asbestos-Related Disease in the United States, Report of the US Department of Labor, Contract No. J-9-M-8-0165. Environmental Sciences Laboratory, Mount Sinai School of Medicine, City University of New York, NY). The second uses indirect estimates of past exposure based on occupation and follows work of AM Walker (Projections of Asbestos-Related Disease 1980–2009. Epidemiological Resources Inc., Chestnut Hill, MA). Walker tackled the problem regardless of an individual's occupation, whereas Selikoff tries to estimate exposures in different occupations (and the sizes of the occupational groups). Both wanted to estimate the total number of people who might file a claim, Selikoff wanted also to estimated the total number of persons exposed to asbestos, regardless of whether they might make a claim. So, perhaps as so often happens, different researchers, different answers – but subtlety different underlying questions they are trying to answer.

This takes us about a third of the way through the book. Having set out these "basics" (although they are quite a task to get to grips with), the rest of the book follows with numerous comparisons of approaches, robustness to sensitivity challenges, and so on. I don't propose to go into detail of the rest of the book for the reasons outlined here: Who is this book for? And what's the point?

The book is an excellent description of the analyses of multiple complex datasets to answer an important question. That is clear. But, for me, it is too long and detailed for the "general interest" reader and it is too specific for a student (at whatever level) to gain general insight into this type of problem. Note my emphasis on this type of problem. If you want to know a lot of detail about this particular problem, it is a great source of data, analysis and discussion. So why was the book written? Well, the introductory preface written by the judge in the case states why: he thought the analysis sufficiently complex and the case sufficiently important that the full case of the epidemiological evidence should be documented. So that seems to be the reason. Maybe it is a document that could have sat on a web site somewhere. I cannot, for example, see this book becoming a best seller!

How useful the material was to the court is not really discussed (except in the judge's highly complimentary preface). There is no doubt that the complexity of the content would be a problem for almost any court to grapple with – and yet that is the complexity of the problem! I was surprised, however, at the poor quality of some of the graphics produced – such that I cannot see them being of much help at all to a reader (or juror) who wants to get into the detail. Two (sample) Figures are reproduced here… they look as if they are straight out of Excel without enough attention paid to finishing off detail. Keep in mind that the originals (in the book) are all in monochrome (as here). Can you, for example, discern the split of claims for different cancer types in different years (Figure 8.2)?

Figure 8.2: Qualified Male Claims, 1988-1992, by Disease Group and Date of First Exposure (Source: Authors' Calculations)

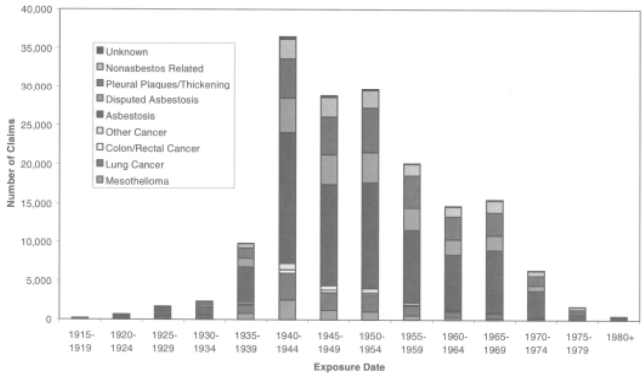

Some of the different shades of grey are almost identical to each other. Interpretation of Figure 9.3 is similarly evasive.

Figure 9.3: Projections of Cancer Claims – Baseline and 13 Alternatives (Source: Authors' Calculations)

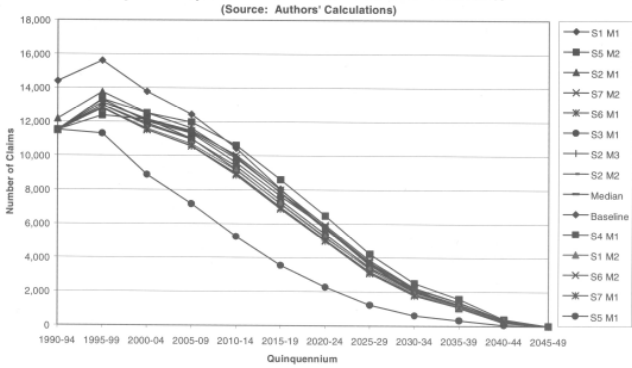

So who is this book for and what's the point? I think the authors can be (mostly) proud of a very substantive piece of work addressing an extremely complex (but rather unique) question. I think the book was written for their own satisfaction but I can't imaging many other people would find it a compelling read.

Book Review by Guido Knapp (D)

Dankmar Böhning, Ronny Kuhnert and Sasivinal Rattamisiri	Meta-analysis of binary data using profile likelihood	CRC (2008) 978-1584886303

Combining evidence from several independent experiments or trials sharing a common goal is of growing importance in many statistical applications. In medical statistics, biometry, and epidemiology, the term meta-analysis is used to describe this procedure of combining information. Especially controlled trials are of practical importance where the difference between two groups, say experimental and control, can be judged by a single parameter called effect size. The task of meta-analysis is then to provide the best possible statistical analysis based on the data/information given. The information, used in a meta-analysis of controlled trials, are often only estimated effect sizes plus information about the precisions of these estimators from all the trials eligible for meta-analysis. The ideal data situation would be that all the individual participant (or patient) data are available, however, this is rarely the case. Between these two extremes, summary statistics (or statistically speaking: sufficient statistics) from the two groups may be separately available which often allows a more refined statistical analysis than meta-analysis based only on estimated effect sizes.

Many books on meta-analysis are now available, covering a vast area of meta-analysis techniques like combining estimates using a frequentist (approximate likelihood) or a Bayesian approach, explaining between-trial heterogeneity via meta-regression, or judging the effect of publication bias. The present book is, however, devoted to a special application of meta-analysis with a special statistical analysis not following the mainstream of meta-analysis techniques. The authors consider only the meta-analysis with individually pooled data (briefly called MAIPD) of binary outcomes in controlled trials or multicenter studies. That means, the observed (2x2)-tables from all the trials must be available. In this situation, the effect measure could be freely chosen. However, the authors mainly consider the risk ratio as the effect measure of interest.

The book consists of ten chapters. In Chapter 1, some general concepts of meta-analysis with binary outcome are discussed and motivating examples for MAIPD are presented. Chapter 2 contains the description of the basic model. The effect measure of interest is the risk ratio and the authors consider a Poisson likelihood for each treatment arm in each trial. The profile log-likelihood for the risk ratio is then deduced and is the basis of all further inferences. The statistical inference assuming homogeneity of effects across the trials is then described.

In Chapter 3, the basic model is extended to account for unobserved heterogeneity between the trials. The profile maximum likelihood estimator for the risk ratio is then derived in this situation with a lot of technical details. The topic of Chapter 4 is how to model covariate information in the present setting. In Chapter 5, alternative concepts like approximate likelihood methods and multilevel modelling are briefly discussed and compared to the proposed profile likelihood method. Also, the alternative to the Poisson likelihood, namely, the binomial likelihood is eventually considered. Chapter 6 contains the meta-analysis given unobserved heterogeneity and covariate information should also be included in the analysis. The authors work here with nonparametric mixing distributions.

Several examples are given in the previous chapters to illustrate the methods. Often, standard statistical software cannot easily be used to perform the proposed analyses and the author developed a software tool called CAMAP (Computer Assisted Analysis of Meta-Analysis using the Profile Likelihood Model). How to work with CAMAP is described in Chapter 7. In a very short Chapter 8, only seven pages, the estimation of the odds ratio using profile likelihood is described. In Chapter 9, the last one on meta-analysis, the authors present methods for quantifying heterogeneity in MAIPD. Basically, they discuss a newly proposed heterogeneity estimator and compare it to the DerSimonian-Laird estimator, the standard heterogeneity estimate in meta-analysis. Finally, in Chapter 10, the authors present an example where the presented methods can also be applied: Scrapie in Europe, multi-country surveillance study.

The book is very focused on the methods the authors have developed for meta-analysis. It includes a lot of technical details for solving likelihood equations. The advanced key method is based on nonparametric mixing distributions and the question how many mixing components do we have is the crucial one. Or in other words: Does meta-analysis need the method or does the method need some data?

The authors present several examples but often the description of the results is very parsimonious though a lot of tables and figures are displayed. Sometimes the bulk of presented tables leads to a gap of more than ten pages between the description of one table and the table itself.

A positive aspect is the development of the software tool. The software CAMAP can be downloaded with no costs from the website:

http://www.personal.rdg.ac.uk/~sns05dab/Software.html (last checked: June 1, 2010).

Summarizing, the book presents a narrow view on meta-analysis with binary data as the title of the book already let assume. Because of the development of the software tool, there is a need for a book. But I have my doubts that a lot of researchers can really benefit from this book because it is too technically on the one side and too less applied on the other side.

ISCB GENERAL INFORMATION

Advertising Rates

The prices are: Full A4 page: € 500 Half A4 page: € 300 Quarter A4 page: € 200	Additionally, we will include loose flyers with the distribution of the newsletter at an initial handling cost of € 500. However, if the addition of the flyers increases the postal charges, the advertiser will also be charged the difference in distribution costs. For further information, please contact the ISCB Office.
Publishing dates: Nov 2010 (and deadlines) Jun 2011	early Nov 2010 early May 2011
Adverts sent to the ISCB emailing list of approximately 900 current and recent members:	€ 750 for 4 emails/year € 300 for a single email
ISCB webpage advertising:	€ 750 for one year with Link from ISCB's homepage

IMPORTANT NOTE: Email Lists and Personal Information
ISCB has a strict policy not to give out any information concerning its members to any organisation which requests it. If a company wishes to send material to the members, the brochures must be sent to the Society's Permanent Office and News Editor for distribution with the News (see above). Alternatively, small non-commercial announcements can be sent free of charge as an email to most members of ISCB.

Society's Aims

The Society is organised and shall be operated for educational and scientific purposes with the following Aims:

- to stimulate research on the biostatistical principles and methodology used in clinical research;
- to increase the relevance of statistical theory to clinical medicine;
- to promote high and harmonised standards of statistical practice;
- to work with other societies and organisations in the advancement of biostatistics;
- to promote better understanding of the use and interpretation of biostatistics by the general public, and by national and international organisations and agencies within the public and commercial sectors with an interest in, and/or responsibilities for, public health; and
- to provide a common forum for clinicians and statisticians through meetings, seminars and publications

Changes of Address or Email

Please inform the Permanent Office that looks after the membership and mailing list databases.
Also, if your email address changes, please inform the Office and the News Editor so that your address is changed in the ISCB database and emailing list (googlegroup).

Information on Submitting Articles

Articles sent via email (Word, HTML or text) on almost any topic are most welcome. This is an informal newsletter for you the readers, so please join in and make ISCB News a magazine that's even more interesting and fun to read.

ISCB Office & Executive Committee: Contact Details

Who	Address	Tel:	Fax:	Email:
ISCB Permanent Office	PO Box 130, Teglgaarden 60, DK-3460 Birkerod, Denmark	+45 4214 6279	+45 7022 1571	office@ iscb.info
	Contact email for ISCB emailing list (googlegroup)			iscb@ googlegroups.com

President: Norbert Victor	Institut für Med. Biometrie und Informatik, University of Heidelberg, Im Neuenheimer Feld 305, D-69120 Heidelberg, Germany	+49 6221 564865	+49 6221 564195	victor@ imbi.uni-heidelberg.de

Professor of Biostatistics and Chair of the Department of Medical Biometry and Informatics, Medical Faculty, Ruprecht-Karls-University, Heidelberg, Germany until 2007, now retired. Main activities are biostatistical consulting of clinical research and responsibility for the design, conduct and analysis of clinical trials. Methodological areas of interest are multiplicity problems in testing, heterogeneity in Meta-Analyses and flexible designs in clinical trials. I have served ISCB as an Executive Committee member since 2000, was Treasurer from 2003-06 and Vice President from 2007-2008. In 1999, I organised ISCB20 in Heidelberg. As President, I will try to enlarge the fields of activity of the society, and herewith to increase membership. I would like to make our meetings a discussion forum of all scientists involved in clinical and epidemiological research: Biostatisticians, trialists with medical background and epidemiologists.

Vice-President: Harbajan Chadha-Boreham	Actelion Pharmaceuticals Ltd, Department of Biometry, Gewerbestrasse 16, CH-4123 Allschwil, Switzerland	+41 61 565 66 69	+41 61 565 64 70	Harbajan.Chadha-Boreham@ Actelion.Com

Consultant Biostatistician in the Department of Biometry, Actelion Pharmaceuticals Ltd., Basel, Switzerland. My main activities in pharmaceutical statistics involve design, conduct, analysis and reporting of clinical trials and epidemiology studies across a variety of therapeutic areas. Current interests are focused on statistical methods for the evaluation of medical diagnostic tools and the evaluation of treatments for rare diseases. I joined the ISCB in 1993 and have been an active member of the Society; firstly as a member of the ISCB Subcommittee on Statistics in Regulatory Affairs and later as Chair of the Local Organising Committee of ISCB23 (2002) Conference held in Dijon, France. In 2003 I set up the ISCB Subcommittee on Conference Organising; we have developed the "Conference Organising Guidelines" to help the organisers of future conferences. Linked to Conference Organising, the Subcommittee has created facilities for storing documents from past conferences on the ISCB website. As a member of the recently formed ISCB Subcommittee on Membership, I have been involved in various initiatives for promoting our society to increase its membership. I have served on the ISCB Executive Committee for eight years; four years as an ordinary member and four years as Secretary, taking care of the quarterly teleconferences of the ExCom, the Annual ExCom and General Meetings. As Vice-President and Chair of the Conference Organising Subcommittee, I would facilitate exchange of experiences of the past and future organisers so that we can continue to offer ISCB Members annual meetings that have high scientific quality, are socially interesting and are financially successful. As a Member of the Subcommittee on Membership, I will help to step up our efforts to foster ISCB links with sister societies that are involved in clinical and epidemiological research.

Treasurer: Koos Zwinderman	Academic Medical Centre, Dept. of Clinical Epidemiology & Biostatistics, University of Amsterdam, PO Box 22660, NL-1100 DD Amsterdam, Netherlands	+31 20 5665820	+31 20 6912683	a.h.zwinderman@ amc.uva.nl

Professor of biostatistics at the department of Clinical Epidemiology, Biostatistics and Bioinformatics at the Academic Medical Center of the University of Amsterdam in the Netherlands. I was trained as a mathematician and psychologist at the university of Groningen (the Netherlands) and obtained my PhD at the University of Nijmegen (the Netherlands). My thesis concerned consistency of estimators and goodness of fit tests of a variant of the random-effects logistic regression model. My biostatistical interests are-amongst others-statistical genetics, repeated measures and monitoring, clinical trials, and meta-analysis, and I was involved in numerous clinical trials and epidemiological research projects. I have been a member of ISCB for over 15 years, was member of the organising committee of the Leiden conference in 2004, and was a member of the ExCom for the period 2003-2006, and ISCB treasurer 2006-2008. As treasurer I would like to proceed to monitor the financial situation of the Society and help organizing successful scientific conferences that are sufficiently profitable to carry on the Society's work.

Secretary and News Editor: David W. Warne	Chemin du Petit-Bel-Air 115, CH-1226 Thônex, Switzerland	+41 22 700 63 80		david_w_warne@ bluewin.ch

Associate Director Biostatistics, Merck Serono, Geneva, Switzerland. My main activities in medical statistics involve designing clinical development projects, and the design, conduct, analysis and reporting of clinical trials in infertility. I am especially interested in non-inferiority and equivalence studies and in the practical aspects of clinical trials such as randomisation and use of Bayesian methods. I joined ISCB in 1992 as Newsletter Editor and have attended all the annual meetings from 1993 and taken part in most of the Executive Committee meetings over the last 16 years. As well as editing almost 40 issues of the ISCB News, I was chair of the Communications Subcommittee from 1999-2007 and run the Society's emailing list. I have been a member of the Subcommittees on Conference Organising since 2004 and Membership since 2007. I was the chair of the Local Organising Committee of ISCB27 in Geneva in 2006. In 2007, I was honoured to be made a Life Member of ISCB. As Secretary, I look forward to continue helping with the organisational aspects of the Society and its annual meetings and, as an Officer of the ExCom, I would like to help ISCB maintain its reputation for providing highly successful annual meetings and courses.

ISCB Office and Executive Committee: Contact Details (continued)

Who	Address	Tel:	Fax:	Email:
Webmaster: Ingrid Sofie Harbo	H. Lundbeck A/S, Ottiliavej 9, DK-2500 Valby, Denmark	+45 3643 2004	+45 3643 8263	INSH@ lundbeck.com

Lucinda Billingham	Cancer Research UK Clinical Trials Unit, University of Birmingham, UK	+44 121 414 3790	+44 121 414 3700	L.J.Billingham@ bham.ac.uk
Krisztina Boda	Dept. of Medical Informatics, University of Szeged, Hungary	+36 62 545 079	+36 62 544 566	boda@ dmi.u-szeged.hu
Adriano Decarli	Istituto di Statistica Medica e Biometria, Università degli Studi di Milano, Via Venezian 1, I-20133 Milan, Italy	+39 02 50320859	+39 02 50320866	adriano.decarli@ unimi.it
Lutz Edler	Dept. of Biostatistics, German Cancer Research Center, Heidelberg, Germany	+49 6221 42 2392	+49 6221 42 2397	edler@ dkfz-heidelberg.de
KyungMann Kim	Department of Biostatistics and Medical Informatics, University of Wisconsin School of Medicine and Public Health, 600 Highland Ave, K6/438 CSC, Madison, WI 57392-4675, USA	+1 608 265 6380	+1 608 265 5579	kyungmannkim@ wisc.edu
Ulrich Mansmann	Institute of Medical Biometry & Bioinformatics, Ludwig-Maximilian University, Munich, Germany	+49 89 7095 4491	+49 89 7095 7491	mansmann@ ibe.med.uni-muenchen.de
Jean-Christophe Thalabard	Medical Faculty, University Paris Descartes and Diagnostic Centre, Hôtel- Dieu, APHP, Paris, France	+33 14 234 8099		jean-christophe.thalabard @ htd.aphp.fr
Giota Touloumi	Dept. of Hygiene, Epidemiology & Medical Statistics, Medical School, University of Athens, Greece	+30 210 7462086	+30 210 7462205	gtouloum@ med.uoa.gr

ISCB Membership and Googlegroups Emailing Lists

From Rita Schou (ISCB Office) and David W. Warne (Googlegroups Administrator)

We try to make sure our membership database (in Denmark) is kept up to date.

We also have an electronic mailing list called iscb@ googlegroups.com, which allows members from the current and past years to be contacted to discuss statistical ideas and to receive news about ISCB events.

From time to time we compare the 2 databases and if we find you've got 2 email addresses, we'll ask which you prefer.

If you haven't done so already, please send us your email address to allow us to contact you more easily.

If you've sent us your email, but haven't accepted the invitation to join the iscb googlegroup, please accept the next invitation by pressing Reply-Send.

Rest assured that no company will send you any junk email – all emails are checked by the Office or the Googlegroup Administrator.

ISCB Subcommittees: Contact Details

Please contact the chairs/secretaries of these subcommittees for further information.
(*=President's Representative)

Title & Email	Terms of Reference	Members	Email addresses
Conference Organising iscb-conf-org@ googlegroups.com	1. Bring together ISCB conference organisers or ISCB members who have an interest in sharing and passing on their knowledge and experience to help future ISCB conference organisers. 2. Document processes and systems for assisting ISCB conference organisers. 3. Review and update the documents whenever necessary and promote their usage for improving the procedures or meetings.	Chair:	
		1. *Harbajan Chadha-Boreham (CH)	**Harbajan.Chadha-Boreham@ Actelion.Com**
		Secretary:	
		2. David W Warne (CH)	david_w_warne@ bluewin.ch
		Members:	
		3. Lucinda Billingham (UK)	L.J.Billingham@ bham.ac.uk
		4. Bjarne Bodin (DK)	bb@ biostata.com
		5. Christel Castelli (F)	christel.castelli@ chu-nimes.fr
		6. Lutz Edler (D)	edler@ dkfz-heidelberg.de
		7. Geir Egil Eide (N)	geir.egil.eide@ haukeland.no
		8. Emmanuel Lesaffre (B)	emmanuel.lesaffre@ med.kuleuven.be
		9. Ulrich Mansmann (D)	mansmann@ ibe.med.uni-muenchen.de
		10. Tim Ramsay (CDN)	tramsay@ ohri.ca
		11. Michael Schemper (A)	michael.schemper@ meduniwien.ac.at
		12. Giota Touloumi (GR)	gtouloum@ med.uoa.gr
		13. Zdenek Valenta (CZR)	valenta@ euromise.cz
		14. Koos Zwinderman (NL)	a.h.zwinderman@ amc.uva.nl
Education iscb-education@ googlegroups.com	To support and organise one or two day courses on contemporary methods in clinical biostatistics in locations represented by the Society. Guidelines and a list of courses offered in the past are available.	Chair:	
		1. Rumana Omar (UK)	Rumana@ stats.ucl.ac.uk
		Secretary:	
		Members:	
		2. Krisztina Boda (H)	boda@ dmi.u-szeged.hu
		3. Mike Campbell (UK)	m.j.campbell@ sheffield.ac.uk
		4. Eric Cobo (E)	erik.cobo@ upc.edu
		5. Catherine Quantin (F)	catherine.quantin@ chu-dijon.fr
		6. Jeno Reiczigel (H)	reiczigel.jeno@ gmail.com
		7. Elisabeth Svensson (S)	elisabeth.svensson@ oru.se
		8. Jean-Christophe Thalabard (F)	jean-christophe.thalabard@ htd.aphp.fr
		9. Maria Grazia Valsecchi (I)	grazia.valsecchi@ unimib.it
		10. *Norbert Victor (D)	**victor@ imbi.uni-heidelberg.de**
Epidemiology iscb-epidemiology@ googlegroups.com	1. Advise the Scientific Programme Committee of the annual ISCB meetings, if needed, on relevant topics in epidemiology for establishing invited sessions and choosing invited speakers. 2. Establish connections with Epidemiological Societies and organise mutual sessions, courses or workshops at our conferences or elsewhere. 3. Generate awareness and discussions in the Society of guidelines for conducting, analysing and reporting epidemiological studies.	Chair:	
		1. Vana Sypsa (GR)	vsipsa@ med.uoa.gr
		Secretary	
		2. Marie Reilly (S)	marie.reilly@ ki.se
		Members:	
		3. Michal Abrahamowicz (CDN)	michal@ epimgh.mcgill.ca
		4. *Harbajan Chadha-Boreham (CH)	**Harbajan.Chadha-Boreham@ Actelion.Com**
		5. Adriano Decarli (I)	adriano.decarli@ unimi.it
		6. Geir Egil Eide (N)	geir.egil.eide@ haukeland.no
		7. Catherine Klersy (I)	Klersy@ smatteo.pv.it
		8. Elaine Pascoe (AUS)	elaine_pascoe@ yahoo.com.au
		9. Catherine Quantin (F)	catherine.quantin@ chu-dijon.fr
		10. Tim Ramsay (CDN)	tramsay@ ohri.ca
		11. Willi Sauerbrei (D)	wfs@ imbi.uni-freiburg.de
		12. Ewout Steyerberg (NL)	E.Steyerberg@ erasmusmc.nl
		13. Stephen Walter (CDN)	walter@ mcmaster.ca
National Groups Iscb-national-groups@ googlegroups.com	1. To help those who are interested in forming a National Group through the approval process. 2. To review the arrangements with the current National Groups, specifically regarding financial matters. 3. To set rules and standards for funding of ISCB members of National Groups and others from countries with exchange control restrictions or barriers. 4. The Subcommittee administers the Conference Awards for Scientists for the annual ISCB meetings.	Chair:	
		1. Julia Singer (A)	julia_singer@ baxter.com
		Secretary:	
		2. Stanislav Katina (UK)	stanislavkatina@ hotmail.com
		Members:	
		3. Simon Day (UK)	simon.day@ roche.com
		4. Ewa Kawalec (PL)	mxkawale@ cyf-kr.edu.pl
		5. Elisabeth Svensson (S)	elisabeth.svensson@ oru.se
		6. *Norbert Victor (D)	**victor@ imbi.uni-heidelberg.de**
		7. John Whitehead (UK)	j.whitehead@ lancaster.ac.uk
		8. Gordana Jovic (UK)	goj@ ctu.mrc.ac.uk

How to Contact the ISCB Subcommittees (continued)

Title & Email	Terms of Reference	Members	Email addresses
Membership Iscb-membership@ googlegroups.com	To explore strategies to increase the ISCB membership by means of: 1. Highlighting the unique position of the ISCB, i.e. bringing together clinicians, methodologists, epidemiologists and biostatisticians 2. Make strategic links with medical and epidemiological societies in order to make publicity at their meetings and bring clinicians/epidemiologists with a methodological/biostatistical interest to our ISCB meeting 3. Widen the geographical spread of the ISCB members 4. Ensure the regeneration of our current core membership. 5. Provide guidelines for future conference organisers on choosing a scientific programme committee that will help in widening membership 6. To consider the future of the Newsletter, including ways to support the Editor, procedures for transition of editorship. 7. To maintain the ISCB homepage on the World Wide Web and facilitate placement of annual meeting information on the homepage. 8. To consider other communications with members, such as through email or the World Wide Web.	Chair:	
		1. Emmanuel Lesaffre (B)	emmanuel.Lesaffre@ med.kuleuven.be
		Secretary:	
		2. KyungMann Kim (USA)	kyungmannkim@ wisc.edu
		Members:	
		3. Michal Abrahamowicz (CDN)	michal@ epimgh.mcgill.ca
		4. Lucinda Billingham (UK)	L.J.Billingham@ bham.ac.uk
		5. Bjarne Bodin (DK)	bb@ biostata.com
		6. Harbajan Chadha-Boreham (CH)	Harbajan.Chadha-Boreham@ Actelion.Com
		7. Toshiro Tango (J)	tango@ niph.go.jp
		8. Maria Grazia Valsecchi (I)	grazia.valsecchi@ unimib.it
		9. Giota Touloumi (GR)	gtouloum@ med.uoa.gr
		10. *Norbert Victor (D)	**victor@ imbi.uni-heidelberg.de**
		11. David W. Warne (CH)	david_w_warne@ bluewin.ch
Statistics in Regulatory Affairs iscb-reg-aff@ googlegroups.com	The subcommittee on Regulatory Affairs will review, comment upon and seek to influence the development of regulatory requirements, guidelines and other documents concerning the scientific aspects of data generation, collection, management, analysis, and reporting. In general, the subcommittee will seek out and handle all regulatory issues in the name of the Society with the approval of the President or in his/her absence, the Vice-President.	Chair:	
		1. Christoph Gerlinger (D)	christoph.gerlinger@ bayerhealthcare.com
		Secretary:	
		Members:	
		2. *Harbajan Chadha-Boreham (CH)	**Harbajan.Chadha-Boreham@ Actelion.Com**
		3. Lutz Edler (D)	edler@ dkfz-heidelberg.de
		4. Tim Friede (D)	tim.friede@ med.uni-goettingen.de
		5. Christos Nakas (GR)	cnakas@ gmail.com
		6. Jen-Pei Liu (TW)	jpliu@ ntu.edu.tw
		7. Martin Schumacher (D)	ms@ imbi.uni-freiburg.de
		8. Jørgen Seldrup (F)	Jorgen.seldrup@ quintiles.com
Student Conference Awards iscb-stud-conf-awrd@ googlegroups.com	Student conference awards are available for registered postgraduate students to attend the annual conference and present a paper. The Subcommittee shall receive submissions, judge them, and administer the awards. The rules and procedures are announced in a timely issue of the Newsletter and on the ISCB annual conference webpage.	Chair:	
		1. KyungMann Kim (USA)	kyungmannkim@ wisc.edu
		Secretary:	
		2. *Ulrich Mansmann (D)	**mansmann@ ibe.med.uni-muenchen.de**
		Members:	
		3. Carl-Fredrik Burman (S)	carl-fredrik.burman@ astrazeneca.com
		4. Nadine Grambauer (D)	nadine.grambauer@ imbi.uni-freiburg.de
		5. Emmanuel Lesaffre (B)	emmanuel.Lesaffre@ med.kuleuven.be
		6. Vana Sypsa (GR)	vsipsa@ med.uoa.gr
		7. Jean-Christophe Thalabard (F)	jean-christophe.thalabard@ htd.aphp.fr
Vaccines iscb-vaccines@ googlegroups.com Please see www.iscb-vaccines.info	1. Create a professional platform for statisticians active in the research on vaccines. 2. Discuss new regulatory guidelines and comment upon draft guidelines, in collaboration with the subcommittee on Statistics in Regulatory Affairs. 3. Keep up-to-date, discuss, apply and encourage relevant statistical and methodological developments. 4. Encourage professional development. 5. Organize symposia in the annual ISCB meetings or in collaboration with ISCB on methodological developments in vaccines research.	Chair:	
		1. Jos Nauta (NL)	jos.nauta@ solvay.com
		Secretary:	
		2. Jingyee Kou (USA)	jingyee.kou@ fda.hhs.gov
		Members:	
		3. Andrew Dunning (USA)	andrew.dunning@ sanofipasteur.com
		4. Allen Izu (USA)	allen.izu@ novartis.com
		5. Jukka Jokinen (SF)	Jukka.Jokinen@ thl.fi
		6. Ivan Chan (USA)	ivan_chan@ merck.com
		7. Lawrence Moulton (USA)	lmoulton@ jhsph.edu
		8. Julia Singer (A)	julia_singer@ baxter.com
		9. Fabian Tibaldi (B)	fabian.s.tibaldi@ gskbio.com
		10. *Koos Zwinderman (NL)	**a.h.zwinderman@ amc.uva.nl**

ISCB Membership Information

The International Society for Clinical Biostatistics (ISCB) was founded in 1978 to stimulate research into the principles and methodology used in the design and analysis of clinical research and to increase the relevance of statistical theory to the real world of clinical medicine.

The ISCB organises an annual scientific meeting which members and non-members are able to attend. The main objective of the annual scientific meetings is to create an opportunity for the exchange of knowledge, experience and ideas among clinicians, statisticians and members of other disciplines, such as epidemiologists, clinical chemists and clinical pharmacologists, working or interested in, the field of clinical biostatistics.

The scientific meetings cover a broad spectrum of biostatistical interests and regularly include sessions on the design and analysis of clinical trials, epidemiology and statistical methodology, as well as from time to time considering more specialist issues such as, for example, education of biometricians and biometrics users, pharmacokinetics, medical data-bases and pharmaco-epidemiology.

Meetings in recent years have been held in Leiden (2004), Szeged (2005), Geneva (2006), Alexandroupolis (2007), Copenhagen (2008) and Prague (2009). The next meeting will be held in Montpellier (2010). A selection of talks at the meetings, for which papers are submitted for review and which are eventually accepted, are published in Statistics in Medicine. The ISCB benefits from a special journal concession from John Wiley & Sons Limited, the publishers of Statistics in Medicine, so that members are able to subscribe to the journal at a preferential rate.

The ISCB also organises courses to cover particular statistical topics. These are run to precede or follow on from the annual scientific meeting and are given by the foremost researchers in the field.

The composition of the Executive Committee (ExCom) for 2010 is as follows:

Officers:

President: Norbert Victor (D),
Vice-President: Harbajan Chadha-Boreham (CH),
Treasurer: Koos Zwinderman (NL).
Secretary/: David W. Warne (CH),
News Editor

Members:

Webmaster: Ingrid Sofie Harbo (DK),
Members: Lucinda Billingham (UK),
Krisztina Boda (H),
Adriano Decarli (I),
Lutz Edler (D),
KyungMann Kim (USA),
Ulrich Mansmann (D),
Jean-Christophe Thalabard (F),
Giota Touloumi (GR).

The Annual General Meeting of the ISCB is organised to coincide with the scientific meeting. Membership of the Society is drawn from around 40 countries worldwide and the number of members is about 900.

The ISCB also has special Subcommittees dealing with particular aspects of biostatistics.

The Society publishes a Newsletter twice a year. The ISCB News editor is David W. Warne, Chemin du Petit-Bel-Air 115, CH-1226 Thônex, Switzerland. Items for inclusion in the Newsletter should be sent to him via email to: david_w_warne@ bluewin.ch

Membership of the Society is open to all with an interest in biostatistics. The current annual (to 31 December 2010) Ordinary membership fee is €40. The Full-time Student Membership fee is €20.

Applications for membership should be sent to:

ISCB Permanent Office, PO Box 130, Teglgaarden 60, DK-3460 Birkerod, Denmark	Tel: +45 4214 6279 Fax: +45 7022 1571 email: office@ iscb.info www: www.iscb.info

INTERNATIONAL SOCIETY FOR CLINICAL BIOSTATISTICS

2010 Membership Subscription

Surname: _____ First name: _____

Title (Prof/Dr/etc): _____ Post held: _____

Institute/Company: _____

Address: _____

_____

Post code and country: _____

Phone No.: _____ E-mail: _____

Fax No.: _____

Please provide your email address as it will be used to send you the ISCB News in the future.

SUBSRCIPTION: ❑ Ordinary membership of ISCB (to 31 December 2010): € (EUR) 40.00

(please tick one only) ❑ Full-time Student Membership of ISCB (to 31 Dec. 2010): € (EUR) 20.00

(students should provide a letter from their supervisor or head of department)

Have you previously been a member of ISCB? ❑Yes ❑No

PAYMENT IS MADE BY:

Credit Card Authorisation: ❑VISA ❑Master Card ❑Euro Card ❑JCB

Signature: _____ Date: _____

Your name on the credit card:	Card number to debit (16 digits):	Validation code (3 digits) CVC/CVV:	Expiry date (MM/YY):

Cheque/Money Order:

❑ A cheque made payable in € – drawn on a bank in the United Kingdom

❑ A Money Order

Cheque / Money Order No. (if known): _____ Date sent: _____

Cheques must be made payable to the International Society for Clinical Biostatistics and returned with this form to the Permanent Office address.
Note: Non-Euro cheques, bank cheques not drawn on a UK bank, and cheques not made payable to ISCB will be returned.

Bank Transfer: ❑

Please transfer direct to:

Barclays Bank plc
PO Box 69
121 Queen Street
Cardiff CF1 1SG
UK

Euro Account No.	6687 4511
Bank Sort Code:	20-18-15
IBAN:	GB28 BARC 2018 1566 8745 11
SWIFT/BIC:	BARCGB22

Please return this form either by e-mail to: office@ iscb.info

or by post to: ISCB Permanent Office
PO Box 130
Teglgaarden 60
DK-3460 Birkerod
Denmark

Tel: +45 4214 6279
Fax: +45 7022 1571

ISCB

Calendar

29 August – 02 September 2010	Montpellier, France
ISCB31 Info: web: www.iscb2010.info, email: iscb2010@ alphavisa.com	
21-25 August 2011	Ottawa, Canada
ISCB32 Info: web: www.iscb2011.info, email: ISCB2011@ nrc-cnrc.gc.ca	
19-23 August 2012	Bergen, Norway
ISCB33 Info: web: tbd, email: mail@kongress.no	
25-29 August 2013	Munich, Germany
ISCB34	

ISCB is affiliated to ISI. For the latest conference information, see: isi.cbs.nl/calendar.htm

July 5 - 9	The 25th International Workshop on Statistical Modelling (IWSM 2010) will be held at The University of Glasgow in Scotland from 5th-9th July 2010, with a short course on 4th July 2010. The IWSM is an annual international workshop to promote and develop the use of statistical modelling in research and applications. Information: Claire Ferguson (claire@stats.gla.ac.uk) or Adrian Bowman (adrian@stats.gla.ac.uk). Website: www.stats.gla.ac.uk/IWSM2010
July 31 - August 5	2010 Joint Statistical Meetings organized by the American Statistical Association and to be held at the Vancouver Convention Center, Vancouver, British Columbia, Canada. Website: http://www.amstat.org/meetings/jsm/2010/index.cfm
August 22 - 27	The 19th Symposium of the European Regional Section of the IASC, COMPSTAT 2010, to be held in the premises of Conservatoire National des Arts et Métiers (CNAM) in Paris. E-mail: info@compstat2010.fr Website: http://www.compstat2010.fr
August 29 - September 2	The 31st Annual Conference of the International Society for Clinical Biostatistics will be held at the ENSAM in Montpellier, France. It will bring together leading experts in the field of biostatistics with focus on changes concerning widely used methodologies. Special emphasis will be placed on Public Health Decision Making, Chronic Disease Modelling and Vaccination. The invited sessions include Novel approaches to clinical trials, Epidemiology, Analysis of complex data and Use of genetic data. Contact information: Ladret Véronique and Castelli Christel E-mail: contact@iscb2010.info
September 13 - 17	RSS 2010 International Conference, to be held in Brighton, UK. The main conference (opening on Tuesday 14 September) will be preceded by courses and workshops on Monday 13 September. Information: Paul Gentry Phone: 020 7614 3918 Fax: 020 7614 3905 E-mail: conference@rss.org.uk Website: www.rss.org.uk/rss2010
September 14 - 17	2010 Annual Meeting of the German Statistical Society, to be held in Nuremberg, Germany. Major topics: Energy, Research on Poverty Measurement, and Jump Regression Analysis. Gumbel lecture on „On the Asymptotic Size of Testing Procedures" . Young researchers mini-symposium on "Microeconometrics: Theory and Applications". Special sections include: Effect of Model Selection on Subsequent Inference, Statistics of dynamic prozesses, Environmetrics, Change-Points, Risk Management. Information: Deutsche Statistische Gesellschaft Geschäftsstelle an der Helmut-Schmidt-Universität 22039 Hamburg Phone: +49- 40 65412779 Fax: +49- 40 65412565 E-mail: post@dstatg.de Website: www.statistische-woche-nuernberg-2010.de
October 19 - 22	IX CLATSE (Latin American Congress of Statistical Societies), to be held at the Marina del Rey Hotel, Viña del Mar, Chile. This is a meeting place for specialists and users of statistics for the exchange of results of scientific research, teaching experiences and applications of this discipline. The CLATSE is within scientific meetings held annually some statistical societies of various countries, including the Statistical Society of Argentina (SAE), Chile (SOCHE) and Uruguay (SUE). Information: IES-PUCV 56-32-2274051, DEUV-UV 56-32-2508320 E-mail: info@clatse.org Website: www.clatse.org
October 20	World Statistics Day. Theme: 'Celebrating the Many Achievements of Statistics, Serviced, Professionalism and Integrity' The day would raise awareness on various levels: in countries, in the regions and globally. As an ultimate goal, the celebration of the World Statistics Day would acknowledge the service provided by the global statistical system at national and international level, and hope to help strengthen the awareness and trust of the public in statistics. It serves as an advocacy tool to further support the work of statisticians across different settings, cultures, and domains. Information: Mr. Paul Cheung, see letter of invitation (PDF). E-mail: unsd@un.org Websites: http://unstats.un.org (PDF), http://unstats.un.org/unsd/wsd/Default.aspx , http://isi-web.org/news/world-statistics-day

December 5 - 10	2010 International Biometric Conference (IBC), to be held in Florianopolis, SC, Brazil. The XXVth IBC attracts approx. 800 statisticians interested in the development & application of statistical & mathematical theory & methods to the biosciences. Program includes oral & poster presentations of methodological advance, applications to specific subject-matter challenges & educational offerings. The 2010 event is the 25th anniversary of the Conference. Special celebratory events planned. Information: Dee Ann Walker, Executive Director International Biometric Society ++1-202-712-9049 E-mail: ibs@tibs.org Website: www.ibc-floripa-2010.org
December 6 - 10	Australian Statistical Conference 2010. Place: Esplanade Hotel, Fremantle, Western Australia. Delegates from all areas of statistics will be able to communicate and join world class Australian and international statisticians to discuss new work and developments and share their knowledge and expertise. The theme: 'Statistics in the West: understanding our world', provides for presentations on a wide range of topics and recognises the role statistics plays in all aspects of life. Information: Promaco Conventions Pty Ltd P.O. Box 890, Canning Bridge, Western Australia 6153 Phone: +61 8 9332 2900 Fax: +61 8 9332 2911 E-mail: promaco@promaco.com.au Website: http://www.statsoc.org.au/statistical-conference.htm
2011: July 30 - August 4	Joint Statistical Meeting, organized by the American Statistical Association and to be held at the South Beach Convention Center, Miami Beach, Florida. Website: www.amstat.org/meetings
2011: August 21 - 26	International Statistical Institute, 58th ISI World Statistics Congress: Includes meetings of the Bernoulli Society, the International Association for Statistical Computing, the International Association of Survey Statisticians, the International Association for Official Statistics, the International Association for Statistics Education, the Irving Fisher Committee on Central Bank Statistics, the International Society for Business and Industrial Statistics, and The International Environmetrics Society, to be held in Dublin, Ireland. Young African Statistician Conference (PDF). Information: ISI Permanent Office, P.O. Box 24070 2490 AB The Hague, The Netherlands. Phone: +31–70–3375737 Fax: +31–70–3860025 E-mail: isi @cbs.nl Website: http://www.isi2011.ie/
2011: Aug 21 - 25	The 32nd Annual Conference of the International Society for Clinical Biostatistics will take place in Ottawa, Ontario, Canada. Information: Tim Ramsay 613-737-8899 x79380 613-739-6266 E-mail: tramsay@ohri.ca Website: www.ohri.ca
2012: July 28 - August 2	2012 Joint Statistical Meetings. To be held at the San Diego Convention Center, San Diego, California. Website: http://www.amstat.org/meetings/jsm.cfm
2012: August 19 - 23	33rd Annual Conference of the International Society for Clinical Biostatistics, Venue: Grieg Hall, Bergen, Norway. The conference will provide a scientific forum for international exchange of theory, methods and applications of biostatistics in medical research and practice among clinicians, statisticians and members of other disciplines, such as epidemiologists, clinical chemists and clinical pharmacologists, working or interested in the field of clinical biostatistics. E-mail: mail@kongress.no, SPC: O.O.Aalen@Medisin.UiO.No, LOC: Geir.Egil.Eide@Haukeland.No
2013: August 3 - 8	2013 Joint Statistical Meetings. To be held at the Montreal Convention Center, Montreal Quebec, Canada. Website: http://www.amstat.org/meetings/jsm.cfm
2013: August 24 - 31	International Statistical Institute, 59th ISI World Statistics Congress: Includes meetings of the Bernoulli Society, the International Association for Statistical Computing, the International Association of Survey Statisticians, the International Association for Official Statistics, the International Association for Statistics Education, the Irving Fisher Committee on Central Bank Statistics, the International Society for Business and Industrial Statistics, and The International Environmetrics Society, to be held in Hong Kong, S.A.R. China. Information: ISI Permanent Office, P.O. Box 24070, 2490 AB The Hague, The Netherlands. Phone: +31–70–3375737 Fax: +31–70–3860025 E-mail: isi @cbs.nl Website: http://www.isi2013.hk
2014: August 2 - 7	2014 Joint Statistical Meetings. To be held at the Boston Convention and Exhibition Center, Boston, Massachusetts. Website: http://www.amstat.org/meetings/jsm.cfm